




ಕರ್ನಾಟಕ ಸರ್ಕಾರ
GOVERNMENT OF KARNATAKA

ಸಾರಿಗೆ ಇಲಾಖೆ
TRANSPORT DEPARTMENT



ವಾರ್ಷಿಕ ವರದಿ
ANNUAL REPORT 2009-10





ಸಾರಿಗೆ ಇಲಾಖೆ
TRANSPORT DEPARTMENT



ಆಜೀವನೇ ಆಸೆ

TRANSPORT DEPARTMENT

ಅಭಿವೃದ್ಧಿ ಅಗಾಧ

ANNUAL REPORT

2009-2010

«μΑΑΙΑΑ ,ΛΕα

ΠΑΡΑΤΗΡΗΣΕΙΣ	«ΑΓΑ	ΥΠΟΛΟΓΙΣΜΟΣ
1.	! ΆρπΕ	1
2.	DqA½vA αΑΡΑ,ΕΥ	1-6
3.	Αj UE E ASEANA 2009-10 ΕΕΑ ,Α° ΕΑ ΥΑΑΑΑ R WAI ΕΑ αΑ½UAYΑ ΑΑQXAU ΥΑQè ΕΕΕΑΙ	6-9
4.	ZARPAQ °AUAE αΑΔ°APAG CFAAEAGAVABBA «ΑΓUAYAA:	9-10
5.	αΕΕAmAgAA αΑ°AEUAYΑ ΕΕΕAAZtA	10-15
6.	Αj UE αΑ°AEUAYΑ C°AðvA ΥΑΑAtΥAVæ	15
7.	Αj UE αΑ°EUMAA αΑiAAVMe ΠAEÁØI PA gAdA Αj UE ΥΑΑAG	16-17
8.	CAVAgAdA gA°AzAj UAYAA (AgAPAA ,AUAtRE αΑ°AEA)	18
9.	gA°AZAj UAYAA	18
10.	ΥAZA²PA Αj UE ΥΑΑAG	18
11.	ΥΑΑΔΕΑ	19
12.	C°AEAEdeA ΥΑΑAtUAYAA	20
13.	vAαSE αAiArzA ,AUAZA° AEAA gAFaiAZA ΥΑΑAtUAYAA	20
14.	gAdAZA UAr AUAZA vAαSA oAuEUAYAA.	20
15.	αΕΕAmAgAA DQqEAmi PEAAAI nEAEAI	21
16.	vEj UE	21
17.	vEj UE ΥΑ°AwAIA ,E®AAUAYAA	22
18.	fAA°A°Acü vEj UE	22
19.	EvAgE vEj UE	22
20.	! Ami αΑ°AEUAYΑ αΕAA° ΕΑ vEj UE	23
21.	DzAAIA αAAVAAU RZAAd	24
22.	ΥAj uA°AAPAj Αj UE DqA½vA ΠAAUAYAA	24
22.1	Α°AðdαPA ΑΑΥAPAð αΑΡΑ,ΕΥ-ΑAZA ΥAgAuA°AAPAj Αj UE αΑΡΑ,ΕΥ	25
22.1(C)	Α°AðdαPA ΑΑΥAPAð αΑΡΑ,ΕΥ Α°AAIAAPA αΕAAðA αAAVAAU Α°AðdαPAG C°ΥAAIA ,AAUAAUÉ. Αj UE DAIAAPAQA ΠAbEAj	25
22.1(D)	Α°AðdαPA ΑΑΥAPAð αΑΡΑ,ΕΥ Α°AAIAAPA αΕAAðA αAAVAAU Α°AðdαPAG C°ΥAAIA ,AAUAAUÉ. ΥAZA²PA Αj UE C°PBJ ΠAbEAj UAYAA	26
22.2	Αj UE CzA°vAAU	26
22.3	Αj UE ,EAEANA °è S°AA°AiAZA°AAUAYΑ S°APE	27
22.4	EUAj APA ,AEABZA	27
22.5	Α°AðdαPAαPA ΑΑΥAPAðC°PBJ UAYUE αAAVAAU 1SACUE vAgA°EAv.	28
23.	D«μAgAPA vAvAeC°AZA ΥAgAuA°AAPAj Αj UE αΑΡΑ,ΕΥ	28
23.1	J·i·i·f.AIAEAB αAAE® EAZAEAV S°AA°A αΑ°AEUAYAA	28

INDEX

Sl. No.	Subject	Page No.
1.	Introduction	45
2.	Administrative Set up	45-50
3.	Important events of Transport Department during 2009-10	50-52
4.	Drivers and conductors Licences	52-53
5.	Registration of Motor vehicles	53-57
6.	Fitness Certificate to Transport Vehicles	57-58
7.	Control of Transport vehicles- State Transport Authority	58-59
8.	Inter State Permits -Goods Carriages	59
9.	National Permits	59
10.	Regional Transport Authority	60
11.	Enforcement	60-61
12.	Prosecution cases	61
13.	Compounding of Offences at the spot of checking	61
14.	Border Check Post	61
15.	Motor Accident Claims Tribunal	61
16.	Taxation	62
17.	Facilities for payment of Tax	62
18.	Life Time Tax	62
19.	Other Tax	62
20.	Tax on Fleet Owners	63
21.	Revenue and Expenditure	63
22	Effective Transport Management Initiatives	64
22.1.	Public relations for Effective Transport Management Initiative	64
22.1(a)	Public Relations, Help Desk and Public Feedback System-Transport Commissioners Office	64
22.1(b)	Public Relations, Help Desk and Public Feedback System-Regional Transport Offices	65
22.2	Transport Adalats	66
22.3	Application of Multimedia in departmental services	66
22.4	Citizen's Charter	66
22.5	Training for Public Relation Officers and Staff	66

23	Innovative Technology for effective Transport Management Initiative	67
23.1	Use of LPG as base fuel in motor vehicles	67
23.2	Introduction of new technology for issuance of Fitness Certificates for transport vehicles	67
23.3	Computerization of Transport Department	67
24.	Vehicular Air Pollution Management Initiative	67
24.1	Education	67
24.2	Special Training for the staff working at Emission Testing Centers	67
24.3	Facilities to be maintained at Emission Testing Centers	68
24.4	Control of use of adulterated fuel	68
24.5	Control of air pollution by old vehicles	68
24.6	Use of emission measuring equipments	68
24.7	Development and encouragement of alternative fuels in vehicles	68
24.8	Subsidy to LPG users	69
24.9	Utilization of Green Tax	69
24.10	Effective Enforcement activities for control of Air Pollution and Noise Pollution	69
25.	Road Safety Management Initiative.	70
25.1	New technology for issue and renewal of fitness certificates	70
25.2	Action against drunken driving	70
25.3	Training for staff on Road Safety	70
25.4	Identification of accident spots/Zones and corrective measures	70
25.5	Motor Vehicles Driving Training Schools.	70
25.6	Control of carrying overload in Goods vehicles and Public Service vehicles.	71
27	Infrastructure for effective Transport management initiative	71
27.1	Own buildings for the offices of the department	71
27.2	Purchase of sites	71
27.3	Construction of office Buildings.	72
27.4	Completed Buildings	72
27.5	Driving Tracks	72-73
27.6	Basic infrastructure facilities to check posts	73
27.7 (a)	Plan scheme SCP/TSP	73
27.7 (b)	Modernization and computerization program	74
28.	Right to Information details	74
29	Proposed budget for 2010-11	74
	Graphs and Photos	75-83

3. dAn ,Áj UÉ DAIAAPAGAA aAAVAAU PAAIAAZA2Ö (PÁEÁÖI PA gÁdâ ,Áj UÉ ¥ÁÁÁÁgÁ)
4. dAn ,Áj UÉ DAIAAPAGAA (¥Áj ,ÁgÁ aAAVAAU E-DqÁ½vÁ)
5. PÁEÁEÉÁÁ CÇBÁj
6. DyöPÁ ,Á°ÁAIAAPAGAA-1 (-ÉPAI ¥ÁVÁ)æ
7. DyöPÁ ,Á°ÁAIAAPAGAA-2 (-ÉPAI ¥Áj ±ÉEÁZÁÉÉ)
8. ,Á°ÁAIAAPA æZÉÁÖ±APAGAA (,ÁATPÁ)
9. ESgÁÁ ,Á°ÁAIAAPA PÁEÁEÉÁÁ CÇBÁj UÁVÁÁ
10. ÉÁ®gÁÁ ,Á°ÁAIAAPA PAAIAAZA2ÖUÁVÁÁ

aÉÁ° ÉÁ CÇBÁj UÁVÁ®ZÉ, "ÉVÁUÁ« aAAVAAU UÁÁ®UÁÖ «"ÁUÁUÁVÁ ¥ÁÁÁÖÉÁ PAAIAAZUÁVÁ aÉÁÁ®Á ,ÁÁÁÁj AIAEÁÁB ZÁgÁaÁqÁZÁ° gÁÁaÁ dAn ,Áj UÉ DAIAAPAGAA (¥ÁÁÁÁÖÉÁ-GVÁgÁ) CªÁgÁÁ æªÁÖ» ,ÁÁVÁÁÁÁgÉ.

2.2 «"ÁUÁ, F-Ée aAAVAAU G¥Á «"ÁUÁ aÁAI ÖVÁ° è aAAVAAU gÁdZÁ UÁr UÁVÁ° gÁÁaÁ vÁæSÁoÁUÉUÁVÁ° è PÉVÁPÁAqÁ CÇBÁj UÁVÁÁ ,Áj UÉ DAIAAPAGÁEÁÁB ¥ÁÁæ ÇUÁÁVÁÁgÉ.

PÁæ ,ÁÁ.	«"ÁUÁ	F-Áe ¥ÁZÉÁZPA ,Áj UÉ PÁBÉÁj	vÁ®ÁEÖÉÁ ,ÁÁrPA ¥ÁÁæÁ.PÁ.	,Á.¥ÁÁæÁ.PÁ	vÁæSÁ oÁUÉ.
1	dAn ,Áj UÉ DAIAAPAGAA "ÉÁUÁVÁ/EgÁÁ ÉÁUÁgÁ aAAVAAU UÁÁÁÁVÁgÁ	<ol style="list-style-type: none"> 1. "ÉÁUÁVÁ/EgÁÁ (PÉÁAZÁ)æ 2. "ÉÁUÁVÁ/EgÁÁ (¥ÁZÁÁÁ) 3. "ÉÁUÁVÁ/EgÁÁ (¥ÁÁEªÁÖ) 4. "ÉÁUÁVÁ/EgÁÁ (GVÁgÁ) 5. "ÉÁUÁVÁ/EgÁÁ (ZÁÖÉt) 6. AIAÁ®°ÁAPA 7. eÁÁÁ"ÁgÁw 8. PÁEÁÁgÁÁd¥ÁÁgÁÁ 9. ÉÉ®ªÁÁÁUÁ® 10. J-ÉPÁÁrPi 1n 11. gÁªÁÁÉÁUÁgÁ 		1. ZÉÁªÁEÁ°ÁVÁzi	
2	G¥Á ,Áj UÉ DAIAAPAGAA "ÉÁUÁVÁ/EgÁÁ UÁÁÁÁVÁgÁ.	<ol style="list-style-type: none"> 12. vÁÁªÁÁPA/EgÁÁ 13. PÉÁEÁ-ÁgÁ 14. aPÁIS¥ÁÁÁÁgÁ 		<ol style="list-style-type: none"> 2. w¥ÁI ÁEgÁÁ 3. PÉ.F.J¥Ái . 	<ol style="list-style-type: none"> 1. CwÜÉ-É 2. ÉÁAVè 3. "ÁUÉÁ¥Á° è 4. UÉj ©ZÁEÁEgÁÁ 5. gÁÁÁÁÁ-i ¥ÁÁqi

Þæ ÁA.	« ÁUA	f Áe ¥ÁæÉÁ²PA Áj UÉ ÞAbEÁj	vÁ®ÆQEA ÁiþPA ¥ÁæÁ.PA.	Á.¥ÁæÁ.PA	vÁ²SÁ oÁuÉ.
3	G¥Á Áj UÉ DAÁÁAPÁGÁÁ ªÉÆÁÆgÁÁ	15. ªÉÆÁÆgÁÁ (¥ÁÆªÁð) 16. ªÉÆÁÆgÁÁ (¥Á²ÞÁÁ) 17. ZÁªÁÁgÁdÉÁUÁgÁ 18. ªÁÁAqÁÁ 19. ªÁÁr-PEÁj 20. °ÁÁEA	- - - - - -	4. °ÁÁt ÁÆgÁÁ - - 5. ÉÁUAªÁÁAUA® 6. ÁPA-ÉÁ±Á¥ÁÁgÁ	6. UÁÁAqÁÁÁÆÁÁÉ - 7. aÞÁP°ÉÁÆÁ qÁÁ
4	G¥Á Áj UÉ DAÁÁAPÁGÁÁ ²ªÁªÉÆUÁÍ	21. ²ªÁªÉÆUÁÍ 22. avÁzÁÁUAð 23. zÁªÁt UÉgÉ 24. aÞÁPªÁÁUÁ¥ÁÆgÁÁ 25. ªÁÁAUA¥ÁÆgÁÁ 26. GqÁÁ ;	- - - - 27. ¥ÁÁvÁÆgÁÁ -	7. ÁUAgÁ - - - -	8. vÁ®¥Ár
5	G¥Á Áj UÉ DAÁÁAPÁGÁÁ ªÉÁUÁ«	28. ªÉÁUÁ« 30. zÁgÁªÁÁqÁ 31. UÁzÁUA 32. °ÁªÉÁj 33. ©eÁ¥ÁÁgÁ 34. ªÁUA®PEÁÁÉ 35. PÁgÁªÁÁgÁ	29. aPEÁÁr - - - - - 36. ²gÁ¹	8. ªÉ®°ÉÁUA® 9. UÉÁPÁPí 10. dªÁÁRAR 11. °ÉÉÁÁªÁÁgÁ	9. PÁUAªÁÁqÁ 10. ª¥ÁÁt Á 11. gÁhÁÁQ 12. gÁªÁÁÉÁUÁgÁ
6	G¥Á Áj UÉ DAÁÁAPÁGÁÁ UÁÁ®ÁÁð	37. UÁÁ®ÁÁð 38. SÁÁj 40. gÁÁÁÁZÁÆgÁÁ 41. PEÁ¥ÁÁÁ 42. ©ÁzÁgí 43. ÁÁÁÁzÁVj	- 39. °ÉÁÁ¥ÉÁÁÉ - - - -	12. ªÁ°í	13. C¥ÁAZÁ 14. °ÁUÁj - - 15. °ÁÁªÁÁÁÁzÁ

2.3 ªÉÁUÁ¥ÁÆgÁÁ ÉÁUÁgÁ ªÁÁvÁÁU UÁÁªÁÁvÁgÁ « ÁUAzÁ° è dAn Áj UÉ DAÁÁAPÁGÁÁ ªÁÁvÁÁU EvÁgÉ « ÁUAUÁ¥Á° è G¥Á Áj UÉ DAÁÁAPÁGÁÁ CªÁgÁ ªÁÁ; UÁÁªÁÁªÁÁ ¥ÁzÉ²PA Áj UÉ CÇBÁj UÁ½UÉ °ÁUÁÆ Á°ÁÁÁPÁ ¥ÁzÉ²PA Áj UÉ CÇBÁj UÁ½UÉ ªÁÁÁUÁÖZÁÁðÉÁ ÁÁqÁÁªÁÁzÁgÁ eÉÆvÉUÉ GÁÁPÁj ÁÁÁÉÁÁB ªªÁð» ÁÁvÁÁgÉ. F CÇBÁj UÁ¥ÁÁ DVÁzÁUÉÍ CÇÁEA ÞAbEÁj UÁ½UÉ ÇrÁgí ªÁÁn ªÁr ÁÁQÁÁU vÁ¥ÁÁuÉ ÉÁqÉ ÁÁvÁÁgÉ. C®zÉ F CÇBÁj UÁ¥ÁÁ ªÁ°ÁÉÁUÁ¥Á ÉÉÁÁzÁtÁ ZÁ®ÉÁ CÉÁÁeÁÓ ¥ÁvÁÁÁÁ, ªªÁð°ÁPÁgÁ CÉÁÁeÁÓ ¥ÁvÁÁÁÁ ªÁr-PE ªÁÁvÁÁU ÉÁ«ÁPÁgÁt, CªÁðvÁ ¥ÁvÁÁÁÁ ÉÁ«ÁPÁgÁt, CªÁÁÉÁvÁÁU ªÁÁvÁÁU gÁzÁVv ªÁÁvÁÁU vÉj UÉ «ªÁÁÁUÁ½UÉ ÁÁŞACí zÁÁvÉ ªÉÁÁ®ÉÁ« ¥ÁzÉ²PAj ÁÁÁÁV PÁÁÁÁð ªªÁð» ÁÁvÁÁgÉ.

Þráð ÁsÉa	2008-09 gá e ÉÉÉÁZÁt ÁÁZÁ ÁÁÁÁÁÁÁÁ ÁÁÁÁÁÁÁÁ	2009-10 gá e ÉÉÉÁZÁt ÁÁZÁ ÁÁÁÁÁÁÁÁ ÁÁÁÁÁÁÁÁ	31-03-2009 gá CAVÁPEI MI ÁO ÉÉÉÁZÁt ÁÁZÁ ÁÁÁÁÁÁÁÁ ÁÁÁÁÁÁÁÁ	31-03-2010 gá CAVÁPEI MI ÁO ÉÉÉÁZÁt ÁÁZÁ ÁÁÁÁÁÁÁÁ ÁÁÁÁÁÁÁÁ	% ÉÁÁÁ	
3	®WAA ÁgAPAA ÁÁÁÁÁÁÁÁ					
(C)	ÉÁ®ÁI ZAPAA ÁÁÁÁÁÁÁÁ	12168	11314	89006	100320	12.71
(D)	ÁÁÁÁÁÁÁÁ ZAPAA ÁÁÁÁÁÁÁÁ	7887	8765	68094	76859	12.87
	MI ÁO	20055	20079	157100	177179	12.78
4	SÁÁÁÁÁÁÁ					
(C)	ÉÁÁÁÁÁÁÁ PÁÁÁÁÁÁÁ	2146	2264	26677	28941	8.49
(D)	MÁÁÁÁÁÁÁ ÁÁÁÁÁÁÁÁ	151	167	950	1117	17.58
(E)	SÁÁÁÁÁÁÁ ÁÁÁÁÁÁÁÁ	501	518	9145	9663	5.66
(F)	«zÁÁÁÁÁÁÁÁ ÁÁÁÁÁÁÁÁ	825	1010	7094	8104	14.24
(G)	EvÁgÉ SÁÁÁÁÁÁÁ	748	720	5329	6049	13.51
	MI ÁO	4371	4679	49195	53874	9.51
5	mÁÁÁÁÁÁÁ					
(C)	ÁÁÁÁÁÁÁÁ PÁÁÁÁÁÁÁ	5335	5877	62231	68108	9.44
(D)	ÁÁÁÁÁÁÁÁ PÁÁÁÁÁÁÁ	4024	4654	41147	45801	11.31
(E)	EvÁgÉ PÁÁÁÁÁÁÁ	180	168	1333	1501	12.60
	MI ÁO	9539	10699	104711	115410	10.22
6	®WAA ÁÁÁÁÁÁÁÁ					
(C)	ÁÁÁÁÁÁÁÁ DÁÁÁÁÁÁÁÁ	19988	22425	184863	207288	12.13
(D)	ÉÁÁÁÁÁÁÁ DgÁÁÁÁÁÁÁÁ	5838	5465	24542	30007	22.27
	MI ÁO	25826	27890	209405	237295	13.32
7	EvÁgÉ ÁÁÁÁÁÁÁÁ	9501	19567	84358	103925	23.20
	MI ÁO Áj UÉ ÁÁÁÁÁÁÁÁ (1 j ÁZÁ 7)	84576	94987	793012	887999	11.98

5.2 (D) ÉÉÉÁAZÀt ÁŃÁVgĀā Ā ĀĒĀMĀGĀ Ā Ā°ĒUĀĀ (Āj ŪĀvġĀ)

ÞĀĀĀ ĀASĒĀ	ĀĀ°ĒUĀĀ «ĀġĀ	2008-09 gĀ° è °ÉĒĀZĀV ÉÉÉÁAZÀt ÁŃÁZĀ ĀĀ°ĒUĀĀ ĀASĒĀ	2009-10 gĀ° è °ÉĒĀZĀV ÉÉÉÁAZÀt ÁŃÁZĀ ĀĀ°ĒUĀĀ ĀASĒĀ	31-03-2009 gĀ CAVĀZĀ° ĒĀŃ MI ĀÖ ÉÉÉÁAZÀt ÁŃÁZĀ ĀĀ°ĒUĀĀ ĀASĒĀ	31-03-2010 gĀ CAVĀZĀ° ĒĀŃ MI ĀÖ ÉÉÉÁAZÀt ÁŃÁZĀ ĀĀ°ĒUĀĀ ĀASĒĀ	% °ÉZĀĀ
1.	ĊĒ ZÞĒĒ Ā°ĒUĀĀ					
	ĀĒĪĪ ġĪUĀĀ	93709	121982	1182841	1304823	10.31
	ĀĒĒĀŃġĪUĀĀ	102862	164457	1774262	1938719	9.27
	ĀĒĒĀġĪ ĒĤĪUĀĀ	161044	192552	2968811	3161363	6.49
	MI ĀÖ	357615	478991	5925914	6404905	8.08
2.	ÞĀġĀUĀĀ	99653	113131	892160	1005291	12.68
3.	ĤĀŃĀUĀĀ	1454	2556	37669	40225	6.79
4.	DĀĀĒ ŠĀUĀĀ	7927	8463	97040	105503	8.72
5.	mĀ ĀġĪUĀĀ	25232	27515	291329	318844	9.44
6.	mĀ ġĪUĀĀ	14487	15422	200153	215575	7.71
7.	ĀĀĀĀÖt ĀĀĪVæ ĀĀ°ĒUĀĀ	380	435	5562	5997	7.82
8.	EĵġĒ ĀĀ°ĒUĀĀ	10289	8274	51363	57637	16.11
	MI ĀÖ Āj ŪĀvġĀ ĀĀ°ĒUĀĀ(1 j AzĪ8)	516657	654787	7501190	8155977	8.73
	MI ĀÖ Āj ŪĒ ĀĀ°ĒUĀĀ	75075	94987	793012	887999	11.98
	MI ĀÖ (Āj ŪĒ Āj ŪĀvġĀ)	601233	749774	8294202	9043976	9.04

5.2(E) ĒĒUĀĀĀĒĒĒĒĒ ĀĀ°ĒĒUĀĀZĀ° è ÉÉÉÁAZÀt ÁŃÁZĀ ĀĀ°ĒUĀĀ ĀĀĀÖĀġĀĀ «ĀġĀUĀĀĀĀ

ÞĀĀĀ ĀASĒĀ	ĀĀ°ĒUĀĀ «ĀġĀ	ĒĒĒĒ ÞĒĒAZġĒ	ĒĒĒĒ ŃĀZÞĒĀ	ĒĒĒĒ ŃĀĒĒĀÖ	ĒĒĒĒ ĠvġĀ	ĒĒĒĒ ZĪÖĒt	ÞĒ.DġĪ ŃĀġĀĀ	eĀĪĪ ŃĀġĀv	JĒĒĒĒĒ Īn	ĀĀĀ°ĒĒĒĒĒ	ÉĒĒĒĒĒĒ	MI ĀÖ
	Āj ŪĒ ĀĀ°ĒUĀĀĀĀ											
1.	ĀĀ°ÖDÞĒĒĒĒĒ / ĊnÖÞĒĒĒĒĒĒĒĒ ĀĀ°ĒUĀĀĀĀ	18106	1030	800	1500	2132	443	180	438	182	33	24844
2.	ĪĪĪĪ ĀĀĀĀÖĀġĪ ŪĀĀĀ	7871	1078	9479	5800	9600	839	2068	6372	32	418	43557

Plazma AUSA	AAEUMK «A»	EA PEAAZke	EA FAZPM	EA FMEaO	EA Gviga	EA zOet	PE.Dgi FAGIA	eAA Agw	J-PA-Pi 'n	AA®A	EE®AAUA®	MI AO
3.	AgPMA aA°AEUAVAA											
(C)	EA®i ZAPaBAA aA°AEUAVAA	6478	5279	2434	3126	10209	2174	0	1800	1182	552	33234
(D)	AAEgAA ZAPaBAA aA°AEUAVAA	3634	5478	1200	3226	7558	325	2750	4325	803	1249	30548
	MI AO (3)	10112	10757	3634	6352	17767	2499	2750	6125	1985	1801	63782
4.	S, Ai UAVA											
(C)	Eei PAgeAi UAVA	4385	82	388	288	620	20	61	78	4	11	5937
(D)	MFAAZAZA aA°AEUAVAA	253	83	80	0	44	11	2	22	2	1	498
(E)	SA, AVA EAaA aA°AEUAVAA	2532	257	0	7984	353	80	87	38	14	274	11619
(F)	«ZAA, AA, EU aA°AEUAVAA	1006	215	525	61	1093	206	277	195	302	57	3937
(G)	EVAge S, AAUAVA	1458	86	80	75	133	19	20	2190	231	0	4292
	MI AO (4)	9634	723	1073	8408	2243	336	447	2523	553	343	26283
5.	mAAOUAVA											
(C)	AEAmAgAA PAa'i	1266	2426	6051	5453	678	279	2408	3	1282	302	20148
(D)	AAiAi PAa'i	2276	2671	2136	2000	4546	686	1171	2198	902	241	18827
(E)	EVAge PAa'i UAVA	2594	3665	2050	800	1750	271	153	15	134	0	11432
	MI AO (5)	6136	8762	10237	8253	6974	1236	3732	2216	2318	543	50407
6.	FANAA tAgA aA°AEUAVAA											
(C)	AAEgAA D, AEUAVA aA°AEa	7894	17752	15579	11579	22932	3901	7936	986	705	425	89689
(D)	EA®j AzA DgAA D, AEUAVA aA°AEUAVAA	4456	10500	3849	3400	5744	0	0	2379	277	284	30889
	MI AO (6)	12350	28252	19428	14979	28676	3901	7936	3365	982	709	120578
7.	EVAge aA°AEUAVAA	1620	1557	20000	2300	2006	225	150	150	75	50	28133
	MI AO Aj UE aA°AEUAVAA (1 j AzA 7)	65829	52159	64651	47592	69398	9479	17263	21189	6127	3897	357584
	Aj UEAvAgA aA°AEUAVAA											
8.	ce ZAPaEAA°AEUAVAA											
(C)	A, EI gi UAVA	5000	3306	361796	71388	22736	48748	206	127	12013	2512	527832

Plæ ÅSÉå	°Á°ÆUÅÅ «°åå	°Æ PÉÅAZæ	°Æ ¥Å²PÅ	°Æ ¥ME°å	°Æ Gvåå	°Æ zåQet	PÉ.Dgi ¥Ååå	eÅÅ °Ååv	J-ÉPÅP °n	ÅÅ°ÅPÅ	ÉÉ°ÅÅÅÅ°	MI ÅÖ
(D)	°ÆÆÅ¥Éqí UÅÅÅ	16119	38012	101759	3482	47549	16554	8274	0	6422	4594	242765
(E)	°ÆÆÅmÅåå ÉPÅ°í UÅÅÅ	223413	460878	9745	347427	340575	35104	61704	109700	53999	3230	1645775
	MI ÅÖ (8)	244532	502196	473300	422297	410860	100406	70184	109827	72434	10336	2416372
9.	PÅåÅUÅÅÅ	120116	80000	123703	110320	103710	16732	19527	40318	19664	640	634730
10.	FÅ¥ÅÅUÅÅÅ	1693	612	1913	1040	1225	0	123	3	502	3	7114
11.	D«ÅRS, Åå	5253	4678	9256	16538	7281	0	964	31	1381	175	45557
12.	mÅ åååí UÅÅÅ	167	416	997	1141	2567	475	466	35	286	337	6887
13.	nÉ åååí UÅÅÅ	172	401	865	1103	1304	525	454	41	82	337	5284
14.	°°ÅåÅðt, Å°ÅÅVæ °Å°ÆUÅÅÅ	138	0	0	0	353	0	126	333	143	30	1123
15.	EÅåÉ °Å°ÆUÅÅÅ	4331	1163	1849	1360	2156	1554	650	1986	585	280	15914
	MI ÅÖ, Åj UÉÅVåå °Å°ÆUÅÅÅ (1 j ÅzÅ 15)	376402	589466	611883	553799	529456	119692	92494	152574	95077	12138	3132981
	MI ÅÖ (, Åj UÉ+, Åj UÉÅVåå)	442231	641625	676534	601391	598854	129171	109757	173763	101204	16035	3490565

5.3. gÅdåzÅ° è F- Å° ÅåÅ ÅÆÆÅmÅåå °Å°ÆUÅÅÅ «°åå

Plæ ÅÅ.	F-ÉUÅÅÅ	31-3-2009 gÅAZÅÅ E zÅY aÉÆÅ, °Å, ÅÅSÉå	31-3-2010 gÅAZÅÅ E zÅY aÉÆÅ, °Å, ÅÅSÉå	±ÉPÅåå° ÅåÅ °ÉZÅÅÅ
1	°ÆUÅÅÅÆgÅÅ (ÉUÅåå)	3240740	3490565	7.71
2	°ÆUÅÅÅÆgÅÅ (UÅååÅÅVååå)	108633	116221	6.98
3	°ÅÅÅqåå	146327	151530	3.56
4	PÉÆÅ- Ååå	146414	136318	-6.90
5	aPÅS¥Å¥Åååå	71578	78182	9.23
6	gÅ°ÅÅÆUÅåå	203454	233138	14.59
7	vÅÅ°ÅPÅÆgÅÅ	270126	287128	6.29
8	°ÆÆ, ÅÆgÅÅ	435352	514990	18.29
9	°ÉÅUÅ«	480692	545684	13.52
10	zÅåå° Ååå	262984	309455	17.67
11	UÅZÅUÅ	75005	79100	5.46
12	°Å°ÆÅj	114522	124404	8.63
13	°eÅ¥Åååå	125917	139082	10.46

7.3. zàQèt aÀ®AñÀ gÀ°AzÁj AÉÆÁdÉÉ

zàQèt aÀ®AñÀ gÀ°AzÁj AÉÆÁdÉÉAñÀrAñÀ° è PÁÉÁØI PÀ, vÀ«ÄVÁÆÁqÀÄ, DAZÁVÁZÉÁ, PÉÁgÁVÁ, UÉÆÁªÁ aÀVÁÄÜ ¥ÁArZÉÁj gÁdà / PÉÁAzÁqÀvÀ ¥ÁZÉÁUÁVÁ° è „AAZÁj „A®Á PÉAI gi „Á» E®ZÉ 1AUA-i ¥Á-ÁAmi véj UÉ ¥ÁªAw DzÁgÁZÁ aÉÁÁ-É CAVÁgÁ gÁdà ¥ÁgÁ,ÁgÁ gÀ°AzÁj M¥ÁAzÁZÁ aÉÁÁgÉUÉ 400 gÀ°AzÁj IÆj „iØ aÉÆÁmÁgi PÁªi gÀ°AzÁj UÁVÁUÉ M¥ÁAzÁZÁ aNiÁrPÉÆVÁr ÁVZÉ.

7.4. CAVÁgÁ gÁdà M¥ÁAzÁZÁ CÉAñÀ ¥ÁZÁVÁtÁgÁ aÀd®Á aÁ°ÆAUÁVÁ ¥ÁgÁªÁÉAVUÁVÁÆEÁÁB ¢Ár gÁªÁZÁ F PÉVÁPÁAqÁAwZÉ.

¥ÁZÁVÁtÁgÁ „Áj UÉ aÁ°ÆAUÁVÁ

Phz „Á.	M¥ÁAzÁªÁVgÁªÁ gÁdàUÁVÁ	M¥ÁAzÁªÁVgÁªÁ aNiÁUÁØUÁVÁ „ASÉá	1-4-2009 j AzÁ 31-3-2010 gÁªgÉUÉ ¢ÁqÁ-ÁZÁ gÀ°AzÁj UÁVÁ	31-3-2010 gÁªgÉUÉ MI ÄÖ ZÁ° VÁVÁ° gÁªªÁ gÀ°AzÁj UÁVÁ	31-3-2010 gÁªgÉUÉ aÉÁÁ®ÁgÁdªÁªÁVgÁªÁ gÀ°AzÁj UÁVÁ
1	vÀ«ÄVÁÆÁqÀÄ	393	31	638	604
2	PÉÁgÁVÁ	162	64	617	236
3	DAZÁVÁZÉÁ	624	74	1653	1405
4	aÁ°ÁgÁµÁØ	421	86	746	637
5	UÉÆÁªÁ	118	65	110	65

7.5. CAVÁgÁ gÁdà gÀ°AzÁj UÁVÁ (S „ÁUÁVÁ)

¢ÉÁAPÁ: 31-3-2010 gÁ CAVÁZÁªgÉUÉ aÉÁÁ-ÁItÁ zÀ gÀ°AzÁj UÁVÁ eÉEvÉUÉ 1008 M¥ÁAzÁ aÁ°ÆA gÀ°AzÁj UÁVÁÆEÁÁB ¥ÁZÁVÁtÁgÁ CÉAñªÁAw ¢ÁqÁ-ÁVZÉ.

7.6. ¥ÁZÁªÁ aÁ°ÆAUÁVÁ

¢ÉÁAPÁ:31-3-2010 gÁ CAVÁZÁªgÉUÉ 2137 ¥ÁZÁªÁ D«ÁB S „i UÁVÁ, 10771 ¥ÁZÁªÁ aÉÆÁmÁgi PÁªi UÁVÁ gÀ°AzÁj UÁVÁÆEÁÁB ¢ÁrZÁVÁ, EªÁ ZÁ° VÁVÁ° eÉ°ÁUÁE 10300 CT® „ÁgÁVÁ aNiÁZOPÁªi UÁVÁ gÀ°AzÁj UÁVÁ aÀVÁÄÜ 9900 gÁdà gÀ°AzÁj oÉÆA¢gÁªªÁ aNiÁZOPÁªi UÁVÁ ZÁ° VÁVÁ° eÉ.

8. CAVlgÀ gÁdà gÀ°AzÁj UAvAA (AgAPAA ,ÁUÁtRÉ aÁ°AEUAvAA)

8.1 ÉÉgÉAvAA gÁdàUAvAEACUÉ aÁiArPÉEAqÀ MFAAZAZAvÉ vÀ«ÁVAAEÁqAA, DAZNÁZÉÁ, PÉAgAVÁ, UÉAEÁaÁ, gÁdázÀ aÁ°AEUAv½UÉ aÁ°Á°ÁgÁµÁgÁdPÉI gÁE. 3000/- °ÁUAE aÁ°ÁgÁµÁgÁdPÉI gÁE. 5000/- CFAOÁAvAA vÉj UÉAvAAEÁAB «CÁjÁ®Á aÁiArPÉEAqÀ MFAAZAZÁqÇ ,Á°Á F aÁµÁÖZÁ°è aÁAAAZAA°Áj ,Á-ÁVZÉ.

8.2 CAVlgÀ gÁdà MFAAZAZAvÉ aÁqÁ-ÁZÁ ,AgAPAA ,ÁUÁtRÉ aÁ°ÁEA gÀ°AzÁj UAvAEÁAB F PÉAvUE MZAV¹ZÉ.

PÁze ,ÁA.	MFAAZAZÁAVgAA°Á gÁdàUAvAA	MFAAZAZÁÁZÁ PÉAEÁMÁ	31-3-2010 gÁ°AgÉUE MI ÁO ZÁ°ÁAvAA°gAA°Á gÀ°AzÁj UAvAA	31-3-2010 gÁ°AgÉUE aÁÁÁ®Á gÁdÁ°ÁV ZÁ°ÁAvAA°gAA°Á gÀ°AzÁj UAvAA
1	vÀ«ÁVAAEÁqAA	15000	9218	7920
2	PÉAgAVÁ	30000	16669	15000
3	DAZNÁZÉÁ	20000	18105	9641
4	aÁ°ÁgÁµÁgÁdPÉI	2000	2000	2000
5	UÉAEÁaÁ	2500	2500	2500

9. gÁ°ÁAvAA gÀ°AzÁj UAvAA

aÁ®ÁAvAA gÀ°AzÁj aÁEÁdÉEAÁEÁAB gÁZÁVÁr 1 gÁ°ÁAvAA gÀ°AzÁj aÁEÁdÉEAÁÁ wZÁVÁrAvAAEÁAB aÁAAAZAA°Áj 1ZÁV 2009-10 ÉÁ ,Á°Á°è 8443 gÀ°AzÁj UAvAEÁAB aÁqÁ-ÁVZÉ. 31-3-2010gÁ CAVÁPÉI 34423 gÀ°AzÁj UAvAA ZÁ°ÁAvAA°è. 1988gÁ aÁEÁMÁgAA aÁ°ÁEA PÁAEÁVAA°ègÁ°ÁAvAA gÀ°AzÁj UÉ 4 gÁdàUAvAA «ÁwAvAAEÁAB CVAÁr ,Á-ÁVZÉ aÁVÁÁUMSá°ÁQUCxÁ°Á PÁAYÁ JµÁZÁgÁE gÁ°ÁAvAA gÀ°AzÁj UAvAEÁAB °ÉEAFCgÁ°ÁZÁVZÉ.

10. FAZÉÁ²PÁ ,Áj UÉ FAÁCBÁgÁ

10.1 aÁEÁMÁgAA aÁ°ÁEA PÁAEÁV, 1988gÁ PÁ®Á 68gÁ VÁBÁgÁ FAZÉÁ²PÁ ,Áj UÉ FAÁCBÁgÁPEI DÁVÁ f-ÉAvAA f-ÁCBÁj UAvAA CZÁPÁgÁV aÁVÁÁO CgÁPÁEA CFCÁPÁAgAA ,ÁZÁ ,ÁgÁVgÁVÁgÉ. ÁASAZÁYAI O f-ÉAvAA FAZÉÁ²PÁ ,Áj UÉ CFCÁj AvAA FAZÁ «ÁVÁO PÁAvAAÖZÁ²ÖAvÁVgÁVÁVÁgÉ. FAZÉÁ²PÁ ,Áj UÉ FAÁCBÁgÁUAvAA DgÉ ÉÁÁ-ÁPÁ FAÁCBÁj UAvÁVZÁV, gÁdázÀ f-Éè aÁVÁÁO CAVlgÀ f-Áè aÁiÁUÁÖUAvAA°è ,ÁAZÁj ,Á®Á ,Áj UÉ aÁ°ÁAEUAv½UÉ gÀ°AzÁj UAvAEÁAB aÁAdEgAA aÁiÁqAA°Á CFCÁgÁ °ÉEAFCgÁAvÁZÉ.

17. véj ué ¥Á^aAwA^{AA} „É[®]„AA^{AA}

J⁻Áè ¥ÁzÉ^zPA^a AA^vAA⁰ „Á^oAA^{AA}PA ¥ÁzÉ^zPA^a „Áj ué PÁ^bÉ^ÁJ UÁ^vÁ^o è véj ué ¥Á^aAw^a Ai^Aq^{AA}AA^aAg^A CÉ^{AA}PA^E®PÁ^v ^oÉ^{AA} PÉ^{AI} gi UÁ^vÁ^EAA^B vé^gÉ^{AA}Á^vzÉ.

18. f^ÁA^aÁ^aÇü véj ué

18.1 ÇZÁ^{PA}æ^Á°Á^oÁ^oÁ^oUÁ^vAA^{AA} 3000 PÉ.f. ^aAgÉ^vEÁ^{AA} „Á^aAA^Uæ^Á°Á^oÁ^oÁ^o vÁ^zEPÁ^aAA^vÁⁱ „Ag^{AP}AA^a Á^oÁ^oÁ^oUÁ^vAA^{AA} AA^vAA⁰ ¥Á^{AA}Á^tÁ^{AA}Á^{AA} PÉ^ÁE^Aq^ÉÉ^{AA}AA^{AA}Á^{AA} Dm^ÉÉ^ÁJ PÁ^UAA^{AA} „É^ÁJ zÁ^{Av}É wZÁ^{PA}æ^Á°Á^oÁ^oÁ^oUÁ^vAA^{AA}, PÁ^EÇ^TUÁ^v G¥^{AA}É^ÁÉ^Áv^{AA} „Á^oq^{AA}AA^a mÁ^{AA}Á^{gi} UÁ^vAA^{AA}, mÉ^{AA}®^{gi} UÁ^vAA^{AA}, PÁ^gAA^UAA^{AA}, fÁ[¥]AA^UAA^{AA} 5 ZÁ^zAg^A «Á^ÁI gi É^É® «¹Á^tð^{AA}Áⁱ D«Á^BSⁱ, SÁ^Áv^{AA} „É^{AA}Á^a Á^oÁ^oÁ^oUÁ^vAA^{AA} E^{AA}AA^vÁ^{AA} a^ÉAA⁻É f^ÁA^aÁ^aÇü véj ué^{AA}Á^{AA}É^{AA}B «Ç^üÁ⁻Á^vzÉ.

18.2 PÁ^EÁ^oI PÁ^aÉ^ÁÁ^mÁ^gAA^a Á^oÁ^oÁ^o véj ué CÇ^{AA}Á^{AA}AA^{AA} 1957 PÉI ¥Á^J ZÉ^{AA}ZÁ 3 (©) „É^ÁJ PÉ

°É^Á „Á^{AA}Á^t 3(©)Á^{AA}Á^{AA}B CÉ^{AA}µ^ÁÉ^UÉ^Á½^{AA}v^ÁU^oÁ^oÇ^ÉÉ^zAA^a µ^Áð^aÉ^Á®^Á Ö^{AA}J UÉ^Áv^{Ag}Á^a Á^oÁ^oÁ^oUÁ^vAA^{AA} UÁ^UÁ^E K^vAA^a µ^Áð^aÉ^Á®^Á Ö^{AA}J UÉ^a Á^oÁ^oÁ^oUÁ^vAA^{AA} UÁ¹g^{AA} véj ué^{AA}Á^{AA}É^{AA}B PÉ^vÁ^{PA}A^qÁ^{AA} CÁPÁ^tzÁ^o è vé^ÉÁ^J 1g^{AA}AA^vÉ Ç^ÉÁ^{AP}A:01-04-2002 j AzÁ^a É^ÁJ UÉ Sg^{AA}AA^vÉ «Ç^üÁ⁻Á^UAA^wzÉ.

CÁPÁ^t ¥Áⁿö

PÁ ^æ „Á ^A .	Á ^o Á ^o Á ^o UÁ ^v AA ^{AA} a ^U Á ^o AA ^v AA ⁰ AA ^{AA} AA ^{AA}	zÁ ^g Á ^{AA} gÁ ^v É ^{AA} UÁ ^v Á ^o è
1	°Á ^o Ç ^É É ^z AA ^a µ ^Á ð ^U AA ^{AA} a ^É Á [®] Á ^Ö „Á ^J UÉ ^Á v ^{Ag} Á ^a Á ^o Á ^o Á ^o UÁ ^v AA ^{AA} a ^É Á ^Á m ^Á g ^{AA} Á ^o Á ^o Á ^o PÁ ^Á Á ^É Á ^v 41 G¥ ^Á ¥Á ^{AA} Á ^t 10g ^A CÉ ^{AA} Á ^{AA} É ^É Á ^{AA} ZÁ ^t Á [¥] Á ^v Á ^{AA} Á ^{AA} É ^Á «Á ^{PA} J „AA ^Á UÁ ^{AA} (C) Ç ^é ZÁ ^{PA} æ ^Á °Á ^o Á ^o Á ^o UÁ ^v AA ^{AA} (D) ® ^W AA ^a a ^É Á ^Á m ^Á g ^{AA} Á ^o Á ^o Á ^o UÁ ^v AA ^{AA}	250-00 500-00
2	K ^v AA ^a µ ^Á ð ^U AA ^{AA} UÁ ^v AA ^{AA} a ^É Á [®] Á ^Ö „Á ^J UÉ ^a Á ^o Á ^o Á ^o UÁ ^v AA ^{AA} a ^É Á ^Á m ^Á g ^{AA} Á ^o Á ^o Á ^o PÁ ^Á Á ^É Á ^v 1988g ^A ¥Á ^{AA} Á ^t 56g ^A CÉ ^{AA} Á ^{AA} C ^o Á ^o v ^Á ¥Á ^v Á ^{AA} Á ^{AA} É ^Á «Á ^{PA} J „AA ^Á UÁ ^{AA} .	200-00 (^a Á ^Ç Á ^o PA)

19. EvÁ^g véj ué

19.1 PÁ^ÁÁ[¥]Á^{gi} Á^ÁÉⁱ UÁ^vAA^{AA} Á^oÁ^oÁ^o «¹Á^tð^zÁ^{AA} ¥Á^{AA} ZÁ.«Á^Á UÉ ¥Á^{AA} vé^ÉÁ^{AA}Á¹ PÁ^a véj ué gÁ^{AA} 4700.

24. 7. **¥ÁÁÍÁÖÁÍÁ EAZÁEA S¼APÉ °Á°ÁEÁUÁVA C°PÁEÇDÉ GvéEdEA ¢ÁqÁÁªÁ SUEI.**

°ÁÁÍÁÁªÁÍÁ° EÁÁ ¢ÁÍÁÁVÁÁEzÁ » EÁB´EÁÍÁ° è «zÁÁZÁCOU/ °ÁÁ j / J´i . | . f / 1. J´ei . f. EvÁÁÇ EAZÁEA S¼APÉÁÍÁ, PÁRªEÁ/ ±ÁEÉÁª °ÁÍÁ° EÁÁ GAI ÁªÁÍÁqÁÁªÁ °Á°ÁEÁUÁVAEÁÁB °Á°ÁEA VÁÁÍÁÁqÁÁPÁqÁÁ C°PÁEÇDÉÁR¹, °ÁÍÁqÁÁPÁMÉDÉ ©qÁÁUÁqÉ °ÁÍÁqÁÁwÁÁVgÉ. EAvÁ°Á °Á°ÁEÁUÁVAEÁÁB GvéEdEA Á°Á °ÁUÁE dEA | ±ÁÁUÉE½, Á°Áª ÁÁVÁÁU CªÁÁUÁVA S¼APÉÁÍÁEÁÁB °EÁÍÁªÁ ÁPÁÖgÁªÁ LzÁÁ ¢ÁÍÁÖ gÁ, ÉU véj UE «EÁ-Áw ¢ÁqÁÁªÁÁZÁqÁ eÉEvÉUÉ °ÁtPÁ, ÁÁ, ÁÁ, ÉUÁ½AZÁ, ÁÁª, Á°Á, Éª, ¢Á MZÁV, ÁÁVÁÁZÉ.

24.8 PÁEÁÖI PÁ ÁPÁÖgÁZÁ CÇÜÁEzÁEÉ ÁA:°ÉZi nr/236/nJAE/93, ÇEÁÁPÁ:27-11-1993 gÁ° è PÁEÁÖI PÁ °EÁEÁMÁqÁÁ °Á°ÁEA véj UE PÁÁEÁV 1957gÁ PÁªA 16(1)gÁ° è ¥ÁZÁÁÖÁVgÁªÁ CÇÜÁqÁªÁEÁÁB ZÁ-Á-Á¹ °ÁÁ j / ÉgÁ±ÁOU °ÁÁVÁÁU 1. J´ei . f G¥ÁÁEÁEÁV¹ ZÁ° ÁÁªÁ °Á°ÁEÁPEI EÉEÁZÁUÉ ÇEÁÁPÁÇAZÁ LzÁÁ ¢ÁÍÁÖUÁVAªÁgÉUÉ gÁ, ÉUvéj UE-ÁAZÁ «EÁ-Áw ¢ÁÁrgÁÁVÁÁZÉ. SzÁ° EAZÁEAªÁEÁÁB GvéEdEAUÉE½, Á°Á J´i . | . f. Omi UÁVAEÁÁB CAVÁPÁEÁV °EÁEÁÇZÁ j mÉEÁEÉÁAmi ÉAI gi °ÁÁÁSÁAvÁqÁ CªÁÁR¹PÉEÁqÁAvÁ°Á DmÉEÁj PÁÁVÁ½UÉ, Á°ÁÁÍÁÁZÁEÁªÁV, ÁPÁÖgÁªÁ gÁE. 2000/-, Á°ÁÁÍÁÁZÁEÁ ¢ÁqÁÁwÁÁZÉ. 2009-10 EÉÁ Á° EÁ° è MI ÁÖ 1161 ¥Á-ÁEÁÁªÁ «UÁ½UÉ gÁE 23,22,000/-, Á°ÁÁÍÁÁZÁEÁ ¢ÁqÁ-ÁVZÉ. ÁPÁÖgÁZÁ DzEÁ±Á ÁASÉÁ, Áj E/ 33/, ÁE¥Á/ 2007 °EÁUÁVAEgÁÁ. ÇEÁÁPÁ:13-10-2008gÁÁVÉ FUAUÁ EÁ °EÁUÁVAEj EÁ° gÁªªÁ J´i . | . f. EAZÁEA °ÁÁgÁÁVÁÁASÁªÁ PÉÁAZÁÁEÁªÁ °ÁÁVÁÁUgÉMÉEÁEªÁ mi °EÁAmi PÉÁAZÁÁEÁªÁ ÉªªÁªÁªÁ «gÁªªÁ gÁDzÁ EvÁgÉ 11 PÁBÉÁj UÁVA °ÁÁª, ÁÁª° è ÁPÁÖgÁZÁ CÇÜÁEzÁEÉ ÁA:°ÉZi nr/236/nJAE/93, °ÁÁVÁÁU ÁPÁÖgÁZÁ DzEÁ±Á ÁASÉÁ, Áj E/33/, ÁE¥Á/2007, ¥ÁÁgÁ J´i . | . f. Omi CªÁÁR¹PÉEÁqÁÁ ÇE EAZÁEA ¢ÁEÁ, ÉU PÁ° Á PÉEÁqÁ DmÉEÁj PÁEªÁÍÁ° ÁPÁj UE VÁ-Á gÁE.2000/- UÁVAÁVÉ ¥EÁEÁPÁZÁEÁ ¢ÁqÁªÁ DzEÁ±Á ÁVgÁÁVÁZÉ. D ¥ÁÁgÁ 2009-10EÉÁ Á° EÁ° è MI ÁÖ 1161 ¥Á-ÁEÁÁªÁ «UÁ½UÉ gÁE.23,22,000/-UÁVA Á°ÁÁÍÁÁZÁEÁªÁEÁÁB °ÁÁAd/EgÁÁ °ÁÍÁR ©qÁÁUÁqÉ °ÁÍÁqÁ-ÁVgÁÁVÁZÉ.

ExEÉÁ´i «Á²ªE ¥ÉMÉEÁEi EAZÁEAªÁEÁÁB ¥ÉMÉEÁEi ZÁ° VÁ °Á°ÁEÁUÁVA° è ¥ÁÁÍÁÁÖÁÍÁ EAZÁEAªÁV S¼A, Á°Áª ÁÁVÁÁU D °ÁÁEªPÁ °ÁÁÍÁÁª °ÁÍÁ° EÁÁªEÁÁB ¢ÁÍÁÁwÁÁEªÁ, ÁPÁÖgÁªÁ CªÁPÁ±Á °ÁÍÁR PÉEnZÁÁV, JªE ¥ÉMÉEÁEi SÁPI UÁVA° è ExEÉÁ´i «Á²ªE ¥ÉMÉEÁEi ®ªªÁ ÁUÁªÁÁVÉ VÉEª PÁÁ¥ÁªUÁVAªÁ ÁÁVÁÁU, ÁPÁgÉ PÁSÁÖEÉUÁVAªÁ dAnÁÍÁV PÁÁÍÁÖPÁªÁ gÁE | ¹PÉEÁqÁÁ eÁj UE VÁqÁªÁ GzÉV², Á-ÁVZÉ.

°Á°ÁEA S¼APÉZÁqÁgÁ° è °ÁUÁEw ÁÁÁEª, ÁÁªÁ ÁÁVÁÁU °ÁÁÍÁÁª °ÁÍÁ° EÁÁ ¢ÁÍÁÁVÁÁE PÁÁÍÁÁÖPÁªÁZÁ CAUªÁÁV ¥ÉMÉEÁEi SÁPI UÁVA° è °EÁE, ÁZÁV °ÁÁÍÁÁª °ÁÍÁ° EÁÁ VÁ¥Á, ÁUÁ PÉÁAZÁÁEÁÁB ¥ÁqÁª ©ÍÁÁªÁ, J´i . | . f. SÁPI UÁVAEÁÁB, ÁU, ÁÁªÁZÁÁ, | ÁEªÁPI, i 02-n D-Á´i ÁgÁ SgÁdÁ °ÁÍÁqÁÁªÁZÁÁ, «zÁÁZÁCOUZÁ° VÁ / ÉgÁ±ÁOUZÁ° VÁ °ÁÁ j UÁVAEÁÁB G¥ÁÁEÁEÁV¹PÉEÁqÁÁ °Á°ÁEÁUÁVAªÁ ¢ÁÁÖªUÉ °ÁÍÁqÁªÁ GvéEdEA ¢ÁqÁªªÁ PÁÁÍÁÁÖPÁªÁUÁVAEÁÁB eÁj UE E½, Á°Á, Á°E °ÁÍÁqÁ-ÁVZÉ.

24. 9 °Á¹gÁÁ véj UE S¼APÉ:

°Á¹gÁÁ véj UE gÁE¥ÁZÁ° è ÁÁUÁªE, ÁÁwÁÁªªÁ véj UEÁÍÁEÁÁB °ÁÁÍÁÁª °ÁÍÁ° EÁÁ ¢ÁÍÁÁVÁÁE PÁÁÍÁÁÖUÁ½UÉ ÁPÁÖgÁZÁ °ÁÍÁUÁÖZÁ-ÁÖEÁZÁ° è S¼APÉ °ÁÍÁqÁ-ÁUÁÁwÁÁZÉ.

24.10 aÁAIAÁ aNiÁ° EÁa aÁAVÁÁU ±ÁŠP aNiÁ° EÁa aÁAIAAwgá®Ä ¥Áj uÁaÁPÁj ¥ÁÁVÁÖEÁ PÁAIAÖ:

24.10(C) aÁAIAÁ aNiÁ° EÁa

CEÁAPÁ:01-4-2009 j AzÁ 31-03-2010 gÁAgÉUÉ aNiÁ° EÁa GAI Ä aNiÁqÁÁaÁ aÁ°ÁEUÁVA «gÁAZÁP aÁAvÁgÁÁÁV PÁAIAÖZÁgÁuÉ EÁqÉ¹. 901221 aÁ°ÁEUÁVAEÁÁB vÁ¥ÁÁuÉ aNiÁr, 21191 aÁ°ÁEUÁVA «gÁAZÁP ¥ÁÁgÁtUÁVAEÁÁB ZÁR°¹, gÁE. 18.72 PÉEÁn aÉEVAÁEÁÁB ZÁAqÁZÁ gÁE¥ÁZÁ° è ÁAUÁÁÁÁ-ÁVZÉ.

24.10(D) ±ÁŠP aNiÁ° EÁa

±ÁŠY aNiÁ° EÁZÁ «gÁAZÁP CEÁAPÁ:1-04-2009 j AzÁ 31-03-2010 gÁAj UÉ aÁAvÁgÁÁÁV PÁAIAÖZÁgÁuÉ EÁqÉ¹, 722607 aÁ°ÁEUÁVAEÁÁB vÁ¥ÁÁuÉ aNiÁr, 14897 aÁ°ÁEUÁVA «gÁAZÁP ¥ÁÁgÁtUÁVAEÁÁB ZÁR°¹, gÁE. 2.03 PÉEÁn aÉEVAÁEÁÁB ZÁAqÁZÁ gÁE¥ÁZÁ° è ÁAUÁÁÁÁ-ÁVZÉ.

PÁEÁÖI PÁ gÁdÁ aNiÁ° EÁa aÁAIAAvÁÁE aÁAqÁ½AIAÁAj AzÁ EÁ®ÁI ¥Áj ÁgÁ aÁ» aÁ°ÁEUÁVAEÁÁB Áj UÉ E-ÁSEÁIAÁ aÁAIAÁ aNiÁ° EÁa aÁAIAAvÁÁE PÁAIAÖPEI ¥ÁqÉAIAÁ-ÁVZÉ. J-i .f. «vÁj ÁÁa 45 WAI PAUÁVÁ PÁAIAÖ aÁÖ» ÁAWÁZÁY, EWÁZÉUÉ aÉÁEÁEgÁÁ, aÁAUÁVAEgÁÁ, ¥ÁAvÁEgÁÁ, UÁÁ®ÁÁÖ, 2aÁEÉUÁI, ZÁEÁÁÁIAÁ¥ÁI Öt, °ÁÁEÁ, GqÁÁ, ZÁaÁtUÉqÉ, aPÁÁAUÁVAEgÁÁ, vÁÁaÁPÁEgÁÁ, "ÉVÁUÁ«, ZÁgÁÁqÁ, ÁUÁgÁ, °ÁŠÁi ¥ÁZÉÁUÁVA° è J-i .f. WAI PAUÁVÁ ¥ÁgÁÁ ÁUÉEArZÁÁV, F ÉAUÁgÁUÁVA° è 108 gÉMÉEÁEÁE mi aÉÁAmi PÉÁAZÁÁÁÁ ÁVÁEÉUÉ CEÁAÁÁW aÁqÁ-ÁVZÉ. "ÉAUÁVAEgÁÁ ÉAUÁgÁZÁ° è 31-3-2010 gÁ CAVÁPEI 7800 DmÉEÁj PÁÁVÁÁ CÉ-EAZÁEÁ aÁPÁEÁE ¥Áj aÁVÁÖEÉUÉEAr gÁÁVÁZÉ. "ÉAUÁVAEgÁÁ aÁ°ÁÉAUÁgÁ Áj UÉ ÁÁÉUÁÁ Á°ÁÁEÉÁUÁZÉEACUÉ VÁEi ©EÁqi (°Á¹gÁÁ ¥ÁqÉ) CEÁÁB «±ÉÁµaÁÁV gÁaÁÁaÁ AÉEÁdÉÉ EgÁÁVÁZÉ.

25. ¥Áj uÁaÁPÁj gÁÉU ÁAgÁPÁÁVÁ PÁAIAÖ aÁÁÁÉU

25.1 C°ÁÖVÁ ¥ÁVÁEÁÁ«ÁPÁgÁtPEI EÁEVAEÁ VÁAVÁEÁÁ

C°ÁÖVÁ ¥ÁVÁEÁÁ«ÁPÁgÁtPÁV SgÁÁaÁ Áj UÉ aÁ°ÁEUÁVA 1ÁV-UÁWUÁVAEÁÁB ¥Áj ÁQÉÁ®Ä aÁAUÁVAEgÁÁ, "ÉVÁUÁ«, °ÁÁEÁ, avÁZÁUÁÖ, °ÉEÁEÁEÁMÉ, gÁAIAAZÁEgÁÁ aÁAVÁÁU¥ÁAVÁEgÁÁ PÁBÉÁj UÁVA° è EEIÍEÉPÁEÍ ; mi / gÁÁÁ¥Í UÁVAEÁÁB PÁBÉÁj C°ÁgÁtUÁVA° è 1ZÁPÁr Á-ÁVZÉ. F EEIÍEÉPÁEÍ ; mi UÁVA° è aÁ°ÁEUÁVA C°ÁÖVÁIAÁEÁÁB aÉEÁÖPÁÁV ¥Áj ÁQÉ C°ÁÖVÁ ¥ÁVÁEÁÁB aÁqÁ-ÁUÁWÁZÉ. G½ZÁ PÁBÉÁj UÁVA° è EEIÍEÉPÁEÍ ; mi / gÁÁÁ¥Í UÁVAEÁÁB 1ZÁPÁr Á®Ä PÁÁÁPEÉUÉEÁÁ ÁVZÉ.

25.2 aÁAZÁÁÁEÁ ÁÁ«¹ ZÁ®EÉ aNiÁqÁÁaÁÁgÁ «gÁAZÁP PÁEÁÁ

EWÁZÉUÉ aÁAZÁÁÁEÁ ÁÁ«¹, ZÁ®EÉ aNiÁqÁÁaÁÁgÁ ÁASÉa °ÉZÁÁWÁZÉ. CAVÁ°ÁÁgÁ «gÁAZÁP ¥ÁÁgÁt ZÁR° ÁÁaÁ aÁÁE®PÁ PÁÁÁ PEÉUÉEÁÁ ÁUÁWÁZÉ. aÁAZÁÁÁEÁ aNiÁqÁÁaÁÁgÁEÁÁB PÁAqÁÁ»rÁÁÁÁa° è SÁÁÁÁÁ ÁZÁEUÁVAEÁÁB E-ÁSÁ ¥ÁVÁÖEÁ 1ŠÁCUÉ Rj ÁC¹ MZÁVÁ-ÁVZÉ. C®ZÉÁ Cw

°ÉZÁÄN CŸAVÁVÀ ÁA`Á«ÁÁªÁ ÁÜUAVÁEÄÄB UÄGÁÄW¹, °ÉÁUÄ ¢ÁÄÄVÁE GŠÄNÁ/ÄEÄB ¢«ÄÖ, Ä®Ä PÄÄÄ PÉÉÜE/ÉVÄI ÁUÄÄWZÉ. F ŠUÉI gÉÄRÁE/ÉÄ ¢ÄÄVÄÄU n« ZÁÉÉ`i UAVÁ° è QgÄÄAVÄ ¢ÄÄGÄ, ¢ÄgÄVÄWZÉ ¢ÄÄVÄÄU EvÄgÉ ÁŸÄÜ»PAUAVÁ° è eÁUÄEW ¢ÄÄVÄÄU ¢ÄÄÄ»w ¢ÄÄqÄÄªAVÁ°Ä ÉÄRÉUAVÁ ŸÄÄÜE, ÉAUÄGÄ/ŸÄI ÖT ŸÄZÉÄUAVÁ ŸÄÄÄÄR ÁÜUAVÁ° è °ÉÄÄrÖÄUÍ, ÁÄÄgi UAVÁ° è eÁ»ÄgÄVÄÄ ŸÄZÉÄÖEÄ ¢ÄÄVÄÄU PÄGÄŸÄVÄ, QgÄÄ°ÉWÜUAVÁ °ÄÄPÉ ¢ÄÄÄqÄÄªÄ ¢ÄÄÄ®PA ÁÄÄÖd ¢PÄGÄ° è eÁUÄEW GÄI ÄÄÄÄqÄª-ÁUÄÄWZÉ.

25.3 gÄ, ÉÜ, ÄÄgÄPÄWÉ ŠUÉI ¹ŠÄCÜE VÄGÄ`ÉÄW

E`ÁSÉÄÄÄ ŸÄÄE PÄBÉÄj ÄÄÄ®ÄE gÄ, ÉÜ, ÄÄgÄPÄWÉ PÉÄAZÄÄEÄÄB ÁÜ; Ä-ÄVZÄÄY, E° è PÄBÉÄj ÜE PÄ° PÄ ZÄ®EÄ ŸÄÄÄEŸÄqÉÄÄÄ®Ä SgÄÄªÄ ÁÄÄÖd ¢PÄj ÜE DZÄÄE °ÉÄÄgÉÜE gÄ, ÉÜ, ÄÄgÄPÄWÉ ŠUÉI ¢ÄÄÄ»w, ŸÄ° Ä`ÉÄPÄZÄ ¢ÄÄÄªÄUAVÁ ŠUÉI °ÉÄÄ®PA j ÄWÄÄÄ° è Cj ¢ÄÄ ¢ÄÄÄER, Ä-ÁUÄÄWZÉ. F PÉÄAZÄÄEÜE «±ÄÄµªÄV VÄGÄ`ÉÄW ŸÄqÉCgÄÄªÄ ¹ŠÄCÄÄÄEÄÄB ÉÉÄªÄPÄ ¢ÄÄÄqÄª-ÄVgÄÄVÄZÉ. F PÄÄÄÄÖPÄÄÄEÄÄB ¢ÄÄÄVÄGÄªÄV ¢ÄÄÄAZÄÄªj Ä-ÄVZÉ.

25.4 CŸAVÁVÀ Ä®ÄÄÄ / ÁÜUAVÁEÄÄB UÄGÁÄW¹, Äj ŸÄr, Äªª PÄÄÄUAVÄÄ

gÄeÄZÄÄAVÄ gÄ, ÉÜÄVÁ° è °ÉZÄÄN CŸAVÁVÀ ÁA`Á«ÁÁªÄ Ä®ÄÄÄ / ÁÜUAVÁEÄÄB UÄGÁÄW¹, °ÉÁUÄ ¢ÄÄÄÄWZÄÄ gÄ, ÉÜ GŠÄNÁVÁ° è gÄWÄEÉVÄÄÜ°ÉÉVÉÄÄÄªÄªÄj a°ÉÜVÁVÁ ŸÄ®PAUAVÁEÄÄB ¢ÄÄVÄÄU JZÄÄj PÉ ŸÄ®PAUAVÁEÄÄB °ÄPÄªÄZÄÄ, gÄ, ÉÜÄVÁ ZÄÄGÄ¹Ü PÄÄÄÄÖ, gÄ, ÉÜ DÜÄ° ÄPÄGÄt, ¢ÄÄPÄgÄ, ÉÜÄVÁEÄÄB ÉÉÄGÄªÄÄÄqÄÄªÄÄ ÄEÄÄEÄEÉ, ¢Ä°ÄEÄU½ÜE °ÉÁUÄ «ÄWÄÄÄEÄÄB ¢ÄÄCŸÄr, ÄªªÄÄ, ¢Ä°ÄEÄ ZÄ®PÄGÄÄ PÉÉÜE/ÉVÄI ÉÄPÄZÄ CÜÄVÄÄ ¢ÄÄÄEÉZÄÄj PÉ PÄÄUAVÁ ŠUÉI ¢ÄÄÄ»w ŸÄZÉÄÖEÄ, ¢ÄÄÄÄVÄZÄ PÄÄUAVÁEÄÄB PÉÉÜE/ÉVÄÄPÄ ¢ÄÄÄ®PA CŸAVÁVÄUAVÁEÄÄB ¢ÄÄÄÄWZÉ ÁUÄÄWZÉ.

25.5 ¢Ä°ÄEÄ ZÄ®EÄ VÄGÄ`ÉÄW ±Ä-ÉÜÄVÄÄ

¢Ä°ÄEÄ ÁÄÄgÄqÄÄ GvÄPÄÄ ZÄ®PÄGÄÜÄ®Ä CªÄj ÜE CÜÄVÄÄ VÄGÄ`ÉÄW, eÄÄÄ, w/ÄÄªÄ½PÉ CÜÄVÄÄ«gÄÄVÄZÉ. F ¢ÄÄ®Ä° è °ÉÄÄÄÄgÄÄ ¢Ä°ÄEÄ VÄGÄ`ÉÄW ±Ä-ÉÜÄVÄÄ ŸÄÄÄÄR ŸÄVÄÄÄ»ÄÄVÄÜE. F VÄGÄ`ÉÄW ±Ä-ÉÜÄVÄÄ gÄeÄZÄÄAVÄ EzÄÄY, PÄ®PÄ®PÉI F ±Ä-ÉÜÄVÁEÄÄB VÄŸÄ, ÄÜE ¢ÄÄÄr, ±Ä-ÉÜÄVÁ UÄÄtªÄÄI Ö ¢ÄÄVÄÄU CªÄÄ ¢ÄÄÄÄªÄÄÄÄÄ, ÄgÄ PÄÄÄÄÖªÄÄ»ÄÄWZÉÄEÄÄ JASÄZÄGÄ ŠUÉI ŸÄj ZÄ° Ä-ÁUÄÄVÄZÉ. ŸÄÄÄÄ gÄdZÄ° è 752 °ÉÄÄÄÄgÄÄ ¢Ä°ÄEÄ ZÄ®EÄ VÄGÄ`ÉÄW ±Ä-ÉÜÄV½ZÄÄY, CªÄÄUAVÁ ŸÉÉQ 128 ±Ä-ÉÜÄVÁ° è ÉÄEÄEÄUAVÁEÄÄB UÄGÁÄW, Ä-ÄVZÄÄY, 17 ±Ä-ÉÜÄVÁ CÉÄÄEÄÄVÄÄÄÄÄ CªÄÄÄÄVÄÄÜE/É½, Ä-ÄVZÉ. G½ZÄ 735 ±Ä-ÉÜÄVÄÄ VÄE! DÄGÄªÄV PÄÄÄÄÖªÄÄ»ÄÄWZÉ.

25.6. ÄgÄPÄÄ ÁUÄtPÄ ¢ÄÄVÄÄU ÁÄÄÖd ¢PÄ ÉÄÄÄ ¢Ä°ÄEÄUAVÁ° è °ÉZÄÄPÄj ÁÄGÄ PÉÄEÄqÉÄEÄÄÄÄªÄÄEÄÄB ¢ÄÄÄÄWZÄÄÄÄ ŠUÉI.

ÄgÄPÄÄ ÁUÄÜE ¢Ä°ÄEÄUAVÁ° è CŸÄÄ ÄÄGÄ ÁUÄÜEÄÄÄÄ gÄªZÄj µÄgÄVÄÄUAVÁ G®ÄVÄÄEÄÄÄÄVgÄÄVÄZÉ. EzÄÄ ¢ÄÄÄÄÄ ¢ÄÄÄ° ÉÄÄ ¢ÄÄVÄÄU gÄ, ÉÜ CŸAVÁVÄUAVÁ½ÜE PÄGÄtªÄÄVgÄÄVÄZÉ. gÄeÄZÄÄAVÄ °ÄÜÄE UÄr ÁÜÄZÄ VÄªSÄ oÄÜEÜAVÁ ŸÄZÉÄÖEÄ ¹ŠÄCÜE «±ÄÄµªÄ, ÄEÄZÄÉÜÄVÁEÄÄB ¢ÄÄÄqÄÄªÄ ¢ÄÄÄ®PA EzÄÄÄB VÄqÉÜÄI ®Ä E`ÁSÉÄÄÄÄ PÄPt PÄÄÄ VÉÜEÄÄPÉ/ÉVÄÄVZÉ.

Páæ, ÁA	α ^α ÉÁ±ÁEÁZÁ « ^α AgÁ	AÍÁÁj AzÁ °ÁAaPÉAÍÁÁVZÉ	« ¹ Átð	°ÁAaPÉAÍÁÁVgÁÁ ^α GzÉÁ±Á
4	ÁASÉá 31 J °Ézi .J, i .Dgi ., ÉPÁgi -1 "ÉAUÁVÁÆgÁÁ	©.r.J	4425,ZÁ.«ÁÁ	PÁI QÁ ^α ÁÁVÁÁU ZÁ®ÉÁ ¥ÁxÁ α ^α ÁiÁðtPÉI
5	ÁASÉá 15 JÉi .f.E.J¥i ¥ÁÆ ^α Áð, "ÉAUÁVÁÆgÁÁ	©.r.J	2256 ZÁ.«ÁÁ	PÁI QÁ α ^α ÁiÁðtPÉI
6	¥ÁÁni ÉÁA.94-99 gÁÁÁÁ¥ÁÁgÁ¥ÁZÉÁ±Á, zÁgÁ ^α ÁqÁ	PÁEÁðI PÁ PÉEUÁj PÁ ¥ÁZÉÁ±Á© ^α ÁÆÇþ ^α ÁÁAqÁ½	10 J PÁgÉ 25 UÁÁAmÉ	ZÁ®ÉÁ ¥ÁxÁ α ^α ÁiÁðtPÉI
7	gÁFÁ ^α ÉAUÁgÁ, 3 ÉÉÁ °ÁAvÁ ^α ÉÁÆ, ÁÆgÁÁ	^α ÉÁÆ, ÁÆgÁÁ ÉAUÁgÁ© ^α ÁÆÇþ ¥ÁÁÁÁgÁ	8 J PÁgÉ 10 UÁÁAmÉ	ZÁ®ÉÁ ¥ÁxÁ α ^α ÁiÁðtPÉI
8	Á ^α Éð ÉÁA 179.180 J ^α ÁÁVÁÁU 180 © UÁZÁUÁ-PÁVÁ, Á¥ÁÁgÁ	PÁEÁðI PÁ UÁE°Á ^α ÁÁAqÁ½	10 J PÁgÉ	PÁI QÁ ^α ÁÁVÁÁU ZÁ®ÉÁ ¥ÁxÁ α ^α ÁiÁðtPÉI
9	Á ^α ÉðÉÁA 63. UÉqÁ°Á½i UÁÁÁÁ, zÁ, ÁEÁ¥ÁÁgÁ °ÉÁEÁ½, "ÉAUÁVÁÆgÁÁ GvÁÁÁ vÁ®ÁEÁÁ	ÁPÁðgÁ	5 J PÁgÉ	^α Á°ÁEÁ vÁ¥Á, ÁuÁ PÉÁAzÁæ ^α ÁiÁðtPÉI
10	Á ^α ÉðÉÁA 111, ¹ AUÁEÁÁÁPÁEÁ°Á½i, AÁÁ®°ÁPÁ °ÉÁEÁ½, "ÉAUÁVÁÆgÁÁ GvÁÁÁ vÁ®ÁEÁÁ.	ÁPÁðgÁ	10 J PÁgÉ	ZÁ®ÉÁ vÁgÁ"ÉÁw ^α ÁÁVÁÁU ÁA±ÉÁEÁZÁEÁ ÁA, ÉU α ^α ÁiÁðtPÉI

26.3. PÁI QÁ α^αÁiÁðt

F PÉVÁPÁAqÁ PÁbÉÁj UÁ½UÉ ÁAvÁ PÁI QÁUÁVÁÆEÁÁB α«Áð, Á-ÁUÁÁwÁÉ.

Páæ, ÁA	PÁbÉÁj °É, ÁgÁÁ	α ^α ÉÁ±ÁEÁ « ¹ Átð
1	¥ÁÁÁ.PÁ. ^α ÁÁR-PÉÁj	4.10 J PÁgÉ
2	¥ÁÁÁ.C eÁÁÁ "ÁgÁw,	2 J PÁgÉ
3	¥ÁÁÁ.C. J-ÉPÁÇPí 1n	3973.75 ZÁ«ÁÁ
4	¥ÁÁÁ.C. PÉ.Dgi .¥ÁÁgÁA	1 J PÁgÉ 04 UÁÁAmÉ
5	¥ÁÁÁ.C. aPÁIS¼Á¥ÁÁgÁ	2 J PÁgÉ 20 UÁÁAmÉ
6	Á¥ÁÁÁ.C. ÁUÁgÁ	4 J PÁgÉ

„ÉAUA/A/EgAA aAA°ÁEUA/gA ,Aj UE ,AA,ÉUA/AA ; Át zà° gAA°A 1.4 JPÁgÉ d«AA°EÁ° è qf«AUI mÁ°E C°PÁECPÁr 1 ,Aj UE E-ÁSEÁ/AA GYAAE/EÁUPÉ ¢Ár zÁÁY, EzÁ°EÉ aAA°VÁ°Á/zi ¢ÁEÁ+ÁEÁZÁ° è eÁÁÁ°ÁgÁw ¥ÁZÉÁ°PÁ ,Aj UE PÁBÉÁj aÁÁ, UÁÁ° è CvÁzÁÁ°PÁ ,AAÁÁÁ ZÁ° VÁ ZÁ°EÁ ¥ÁXÁ°ÁEÁÁB gÁE 1.7 PÉÁĚn (gÁE 1.2 PÉÁĚn PÉÁZÁÁ°PÁÁ°gÁZÁ EÉgÁ°AA, gÁE 0.50 PÉÁĚn gÁdÁ ,ÁPÁ°gÁZÁ EÉgÁ°AA) UÁVÁ aÉZÁÁ° è ¢«Á°Á-ÁUAÁwÁÉ.

26.6. VÁ°SÁ oÁUÉUÁ½UE aAA°E°ÁEVA ,EPÁÁÁÁ°UÁVÁ C°PÁECPÁ aAAVÁÁU ,AAVÁ PÁI QÁ ¢aÁÁ°t:

¥ÁÁÁÁ ,Aj UE E-ÁSEÁ/AA° è 15 VÁ°SÁ oÁUÉUÁ½ZÁÁY, VÁVÁI° PÁ ±Éqí UÁVÁ° è PÁÁÁÁ° ¢aÁ°» ,AAWÁÉ. E°ÁÁUÁVÁ° è °AA°ÁÁB°Ázi, VÁ°¥Ár, ¢¥ÁÁtÁ D/VÁZÁ, F 4 VÁ°SÁoÁUÉUÁVÁ ,AAVÁ ¢ÁEÁ+ÁEÁ°ÁEÁÁB °EÁE¢ÁÉ. °AA°ÁÁB°Ázi VÁ°SÁoÁUÉUÉ PÁ.PÉÉ.aÁ.C. UÁ°AA°AA 3 JPÁgÉ eÁUÁ °AAaPÉ aÁÁr zÁÁY, CAw°AA PÁgÁgÁÁ aÁÁr PÉÁVÁ°Á ,ÁPÁ°gÁ°AA CEÁÁ°AAw ¢Ár zÉ.

,Aj UE, aÁtÁdÁ VÉj UE, CgÁtÁ aAAVÁÁU JPÉEí E-ÁSEUÁVÁ PÁÁÁÁ°UÁVÁ ¢aÁ°ÁUÉUÉ PÁÁ¥ÉÉ 1 mi UÁtQÁPÁEÁ oÁUÉUÁVÁ ¢aÁÁ°t PÁÁÁÁ° ¥ÁÁVÁÁ° EÉ. FUÁUÁ-ÉÁ 15 VÁ°SÁ oÁUÉUÁ½UE 5 PÉ.«.J. ,Á°AAxÁÁ°ZÁ AÁÁÁ. | .J,í .UÁVÁEÁÁB ,AgÁSgÁdÁ aÁÁqÁ-ÁVzÉ.


27. AÉEÁdEÁ PÁÁÁÁ°UÁVÁ

(C) J,í.1. | /n.J,í.1. AÉEÁdEÉ.

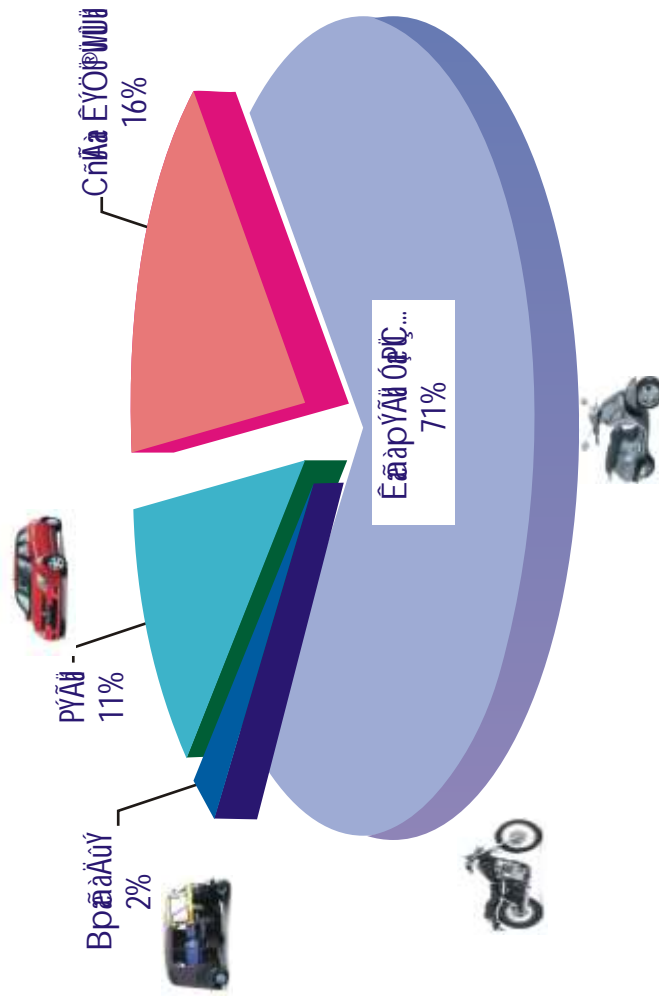
2009-10EÉÁ ,Á° EÁ -ÉPÁI ZÁ°PÉ 2041-00-101-0-01-051 ,Á°ÁÁEÁÁ aÉZÁÁVÁÁ (AÉEÁdEÉ) CrÁÁÁ° è MzÁV ,Á-ÁZÁ CEÁÁZÁEÁZÁ° è «±ÉµÁ WÁI PÁ AÉEÁdEÉ °ÁUÁE ¥Áj ZµÁ° ¥ÁAUÁqÁ GYAAEÁEÁdEÉ CrÁÁÁ° è J,í.1. °ÁUÁE J,í.n C°Áy°UÁ½UE aÁ°ÁEÁ ZÁ°EÁ VÁgÁ°ÉÁw ¢ÁqÁÁ°A AÉEÁdEÉUÉ ,ÁPÁ°gÁ°AA aAAAd/EgÁw ¢ÁrgÁÁVÁÉ.

,Aj UE E-ÁSEÁ/AA° è F VÁgÁ°ÁZÁ AÉEÁdEÉÁÁEÁÁB 2007-08 gÁ° è ¥ÁgÁ°Á-ÁVzÉ. 2009-10 EÉÁ ,Á° EÁ° è 738 ¥Áj ZµÁ° eÁw °ÁUÁE 286 ¥Áj ZµÁ° ¥ÁAUÁqÁZÁ MI ÁÖ 1024 C°Áy°UÁ½UE MI ÁÖ gÁE 19.73 °PÁUÁVÁ aÉZÁÁ° è aÁ°ÁEÁ ZÁ°EÁ VÁgÁ°ÉÁw ¢ÁqÁ-ÁVzÉ. PÁVÉZÁ aÁµÁ° 832 C°Áy°UÁ½UE DmÉÁEÁj PÁZ°WÁÁ°ÁEÁmÁgÁÁ aÁ°ÁEÁ °ÁUÁE ,Áj ,Aj UE aÁ°ÁEÁ ZÁ°EÁ VÁgÁ°ÉÁw ¢ÁqÁ-ÁVzÉ.

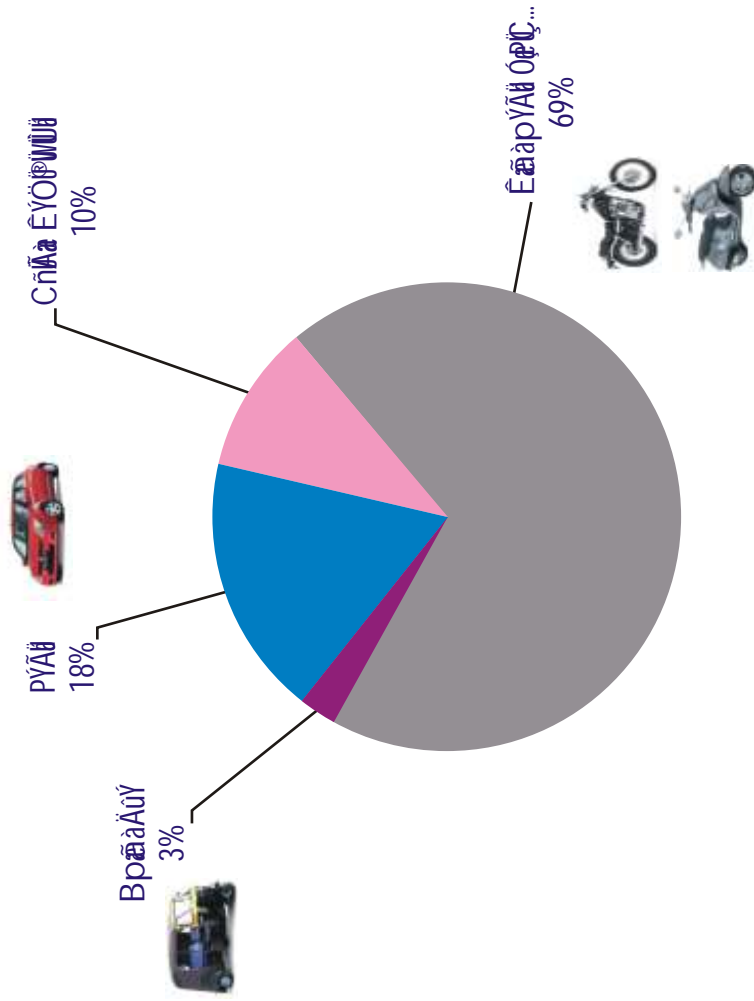
ප්‍රධාන ඉඩම් ඉදිරිපස (31.3.2010 ආරම්භය)



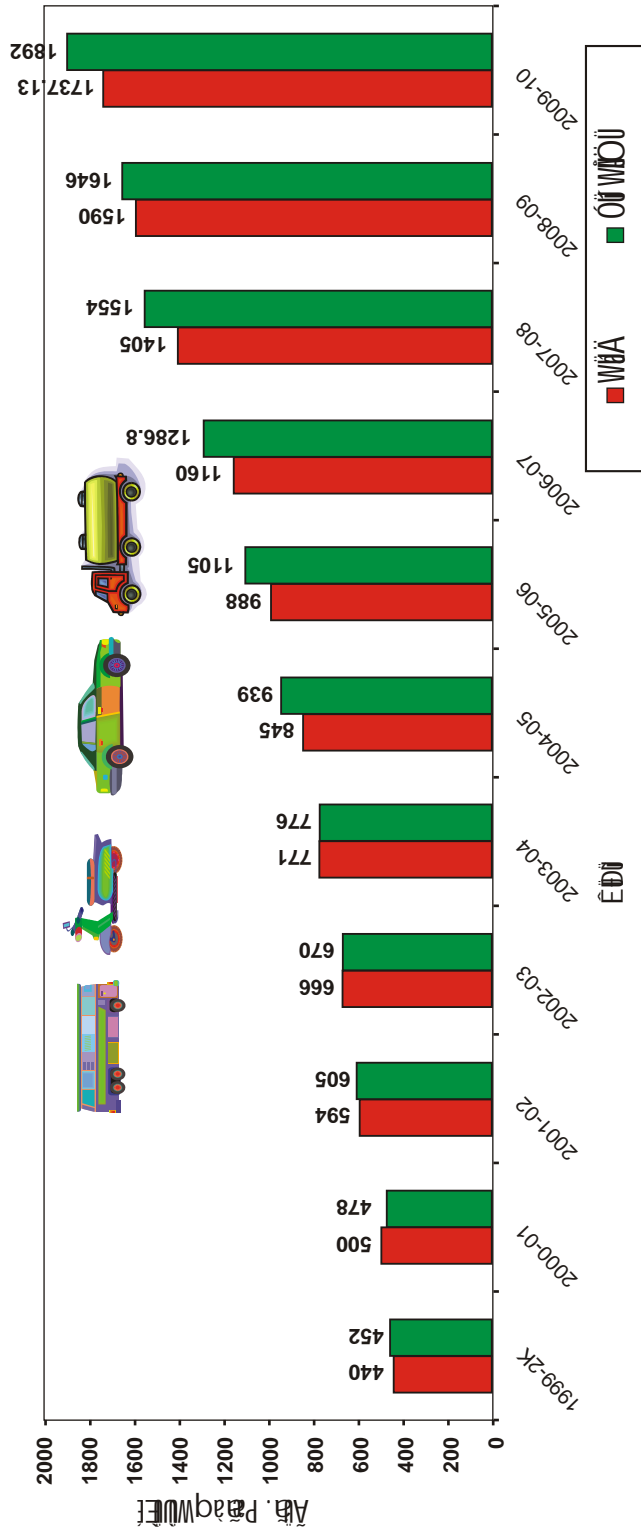
ප්‍රධාන මාර්ග ආරක්ෂක අංශයේ වාර්ෂික වාර්තාව (2010) & 31.3.2010 දින වන විට
 (31.3.2010 & 2010 ජනවාරි 90.44 වාර්තාව)



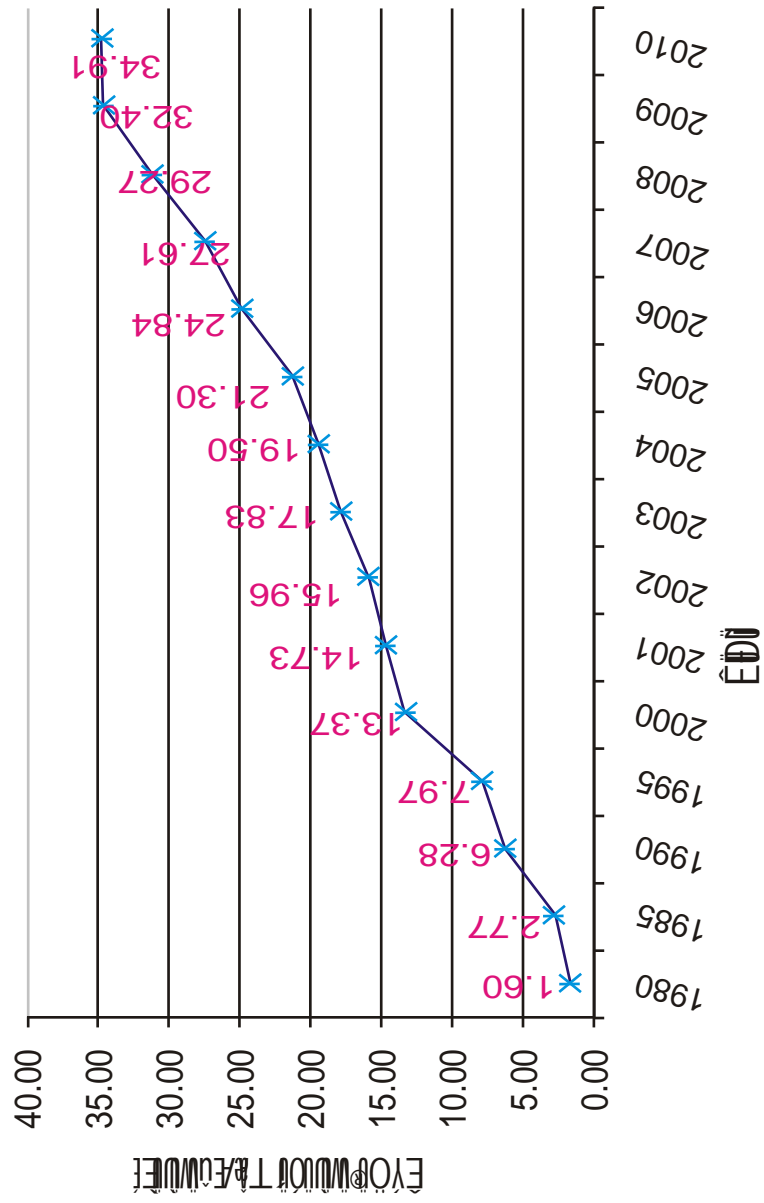
ಸಂಚಾರ ಇಲಾಖೆ
 ಸಂಚಾರ ಇಲಾಖೆಯ ವಹಿವಾಟುಗಳ ಮೇಲೆ 31.3.2010 ರವರೆಗೆ ಒಟ್ಟಾರೆ
 (31.3.2010 & ಜೊರೆ 34.91 ಲಕ್ಷ)



පුද්ගලික ඒකක වැඩිපුර ප්‍රවාහන ආයතනික ආයතනික ඒකක වැඩිපුර
 (ආයතනික වැඩිපුර ආයතනික වැඩිපුර)



የግንባታ ስራ ለውጭ አካባቢ ለውጫ (ግንባታ ስራ)





ಸಾರಿಗೆ ಇಲಾಖೆ
TRANSPORT DEPARTMENT



ಆಜೀವನೇ ಆಸೆ

TRANSPORT DEPARTMENT

ಅಭಿವೃದ್ಧಿ ಅಗಾಧ

ANNUAL REPORT

2009-2010



ANNUAL REPORT FOR THE YEAR 2009-10

1. INTRODUCTION

- 1.1 The Department of Transport is constituted by Government Order No.T6811:6865 RT :53-54:10 Dated 03-03-1955 vide Notification 4285-98 MV-23-56-57 Dated 27-08-1956. Then it was named as Motor Vehicles Department under rule 476-A. Thereafter, the Department is named as TRANSPORT DEPARTMENT.
- 1.2 The primary thrust areas of the Department are enforcement of Motor Vehicles Act and Rules and collection of Revenue.
- 1.3 For any Nation to flourish economically TRANSPORT plays a very important and vital role. Further, ROAD TRANSPORT is the back bone of any country's economic, Industrial, agricultural and other growth. Road Transport is no more the domain of public sector. Private sector has emerged as a strong force in providing efficient transport facilities throughout the Nation. Therefore the Government and the Department are thriving to provide efficient, economical and timely transport facilities to the Industry, agriculture and general public through various new initiatives and innovative measures through its Regional Transport offices throughout the State.
- 1.4 The Department is mainly concerned with providing proper, adequate, timely and economical transport facilities, regulation of the use of Motor Vehicles in the State and collection of tax on Motor Vehicles in accordance with the provisions of the following Acts and Rules:
 1. The Motor Vehicles Act, 1988 (Central Act 59 of 1988)
 2. Central Motor Vehicles Rules, 1989
 3. The Karnataka Motor Vehicles Rules, 1989
 4. The Karnataka Motor Vehicles Taxation Act, 1957 (Karnataka Act 35 of 1957)
 5. The Karnataka Motor Vehicles Taxation Rules, 1957.

2. ADMINISTRATIVE SET UP.

- 2.1 Commissioner for Transport is the Head of the Department and he is assisted by the following officers at the Headquarters
 1. Joint Commissioner for Transport (Administration)
 2. Joint Commissioner for Transport (Enforcement South)
 3. Joint Commissioner for Transport and Secretary, Karnataka State Transport Authority

4. Joint Commissioner for Transport (Environment and e-Governance)
5. Law Officer
6. Financial Assistant (Accounts)
7. Financial Assistant (Audit)
8. Assistant Director of Statistics
9. Two Assistant Law officers
10. Four Assistant Secretaries

Apart from the above, a Joint Commissioner (Enforcement –North) at Dharwad looks after the enforcement activities of the Belgaum and Gulbarga Divisions.

2.2 Following officers represent the Commissioner for Transport at Divisional, District, in sub-divisional offices and state border check posts:

Sl. No	Division Name	RTO at District	RTO at Taluk	Assistant RTO	Border Check Post
1	2	3	4	5	6
01	JCT Bengaluru Urban & Rural	1. Bangalore Central 2. Bangalore East 3. Bangalore West 4. Bangalore North 5. Bangalore South 6. Jnana Bharati 7. Yelahanka 8. Electronic City 9. Nelamangala 10. K.R.Puram 11. Ramanagara		1.Devanahalli	
02	DCT Bengaluru Rural	12. Tumkuru 13. Kolar 14. Chikkaballaapur		2. Tipatur 3. K.G.F.	1. Attibele 2. Nangali 3. Bagepalli 4. Gowribidnur 5. Royalpad
03	DCT Mysore	15. Mysore(East) 16. Mysore(West) 17. Chamarajanagara 18. Mandya 19. Madikeri 20. Hassana		4. Hunasur 5. Nagaman- gala 6. Sakalesha- pura	6. Gundlupete 7. Chikkahole dam

Sl. No	Division Name	RTO at District	RTO at Taluk	Assistant RTO	Border Check Post
1	2	3	4	5	6
04	DCT Shimoga	21. Shimoga 22. Chitradurga 23. Davanagere 24. Chikkama galuru 25. Mangalore 26. Udupi	27. Puttur	7. Sagar	8. Talapady
05	DCT Belgaum	28. Belgaum 30. Dharawad 31. Gadag 32. Haveri 33. Bijapur 34. Bagalkot 35. Karawar	29. Chikkodi 8. Baila haongala 9. Gokak 36. Sirasi	10. Jamakhandi 11. Honnavara	9. Kagawada 10. Nippani 11. Zalki 12. Ramanagar
06	DCT Gulbarga	37. Gulbarga 38. Bellary 40. Raichur 41. Koppala 42. Bidar 43. Yadagir	39. Hospet	12. Bhalki	13. Aland 14. Hagari 15. Humnabad

2.3 The Joint Commissioner in Bangalore urban and Rural and Deputy Commissioners for Transport at other Divisions supervise and guide the RTOs and ARTOs working in their jurisdictions. These officers frequently conduct cursory and surprise inspections of their subordinate offices periodically. Further, these officers also function as Appellate Authorities in respect of Driving licences, conductor licences, registration of vehicles, renewal of registration certificates of Non-Transport Vehicles, renewal, suspension and cancellation of Fitness certificates of Transport Vehicles and Tax matters.

2.3 (a) Sanctioned, working and vacant position of different cadres of posts in the Department as on 31-03-2010.

Sl.No.	Name of the Post	Sanctioned	Working	Vacant
01	Commissioner for Transport	01	01	-
02	Joint Commissioner for Transport	06	06	-
03	Deputy Commissioner for Transport	05	05	-
04	Law Officer	1	1	-
05	Regional Transport Officers	43	43	
06	Asst. Law Officer	2	-	2
07	Assistant Regional Transport Officers	86	66	20
08	Head Quarters Assistant/ Tax-Treasury Officers/Asst. Secretary	15	15	-
09	Senior Inspectors of Motor Vehicles	163	112	51
10	Inspectors of motor Vehicles	421	279	142
11	Superintendents	131	130	01
12	First Division Assistants	380	292	88
13	Stenographers	43	32	11
14	Second Division Assistants	467	441	26
15	Typists	93	62	31
16	Drivers	144	98	46
17	Group D	376	350	26
18	Financial Assistants/ Accounts Officers	07	02	05
19	Audit/Account Superintendents	26	26	-
20	Auditors	36	26	10
21	Assistant Director of Statistics	01	-	01
22	Statistical Assistants	03	02	01
	Total	2450	1989	461

2.4. List of Regional and Assistant Regional Transport Offices with registration code numbers and phone numbers.

Registration CODE	NAME OF THE OFFICE	PHONE NO.	FAX NO.
KA-01	Bangalore Central	080-25533525	23440838
KA-02	Bangalore West	080-23324388	23327188
KA-03	Bangalore East	080-25253728	25205079
KA-04	Bangalore North	080-23376039	23375322
KA-05	Bangalore South	080-26630989	22440838
KA-06	Tumkur	0816-2278473	2278473
KA-07	Kolar	08152-222039	222039
KA-08	KGF	08153-260214	260214
KA-09	Mysore	0821-2330364	2334430
KA-10	Chamarajanagara	08226-222444	222444
KA-11	Mandya	08232-220031	227460
KA-12	Madikeri	08272-225785	223032
KA-13	Hassan	08172-240660	240514
KA-14	Shimoga	08182-222209	226400
KA-15	Sagar	08183-226276	226276
KA-16	Chitradurga	08194-230434	231894
KA-17	Davanagere	08192-259848	232023
KA-18	Chikkamagaluru	08262-220366	220366
KA-19	Dakshina Kannada	0824-2448216	2422052
KA-20	Udupi	0820-2521437	2524967
KA-21	Puttur	08251-230729	230729
KA-22	Belgaum	0831-2465503	2404759
KA-23	Chikkodi	08338-272241	272241
KA-24	Bailahongala	08288-233288	233288
KA-25	Dharwad	0836-2322220	2322220
KA-26	Gadag	08372-237078	235694
KA-27	Haveri	08375-232299	232299
KA-28	Bijapur	08352-276228	276218
KA-29	Bagalkote	08354-201394	201494
KA-30	Uttara Kannada	08382-226364	229249
KA-31	Sirsi	08384-233090	234259
KA-32	Gulbarga	08472-248805	248805
KA-33	Yadagiri	08473-252580	252580
KA-34	Bellary	08392-240048	244116
KA-35	Hospete	08394-230766	231982
KA-36	Raichur	08532-223329	223094
KA-37	Koppala	08539-220829	222655
KA-38	Bidar	08482-226361	226361
KA-39	Bhalki	08484-262582	262582
KA-40	Chikkaballapura	08156-263053	263053
KA-41	Jnanabharati	080-28602500	28602833
KA-42	Ramanagara	080-27273471	27273471
KA-43	Bangalore Devanahalli	080-27681999	27681999
KA-44	Tipaturu	08134-254799	254799
KA-45	Hunasuru	0822-2252699	2252699
KA-46	Sakaleshapura	08173-230746	230746
KA-47	Honnavara	08387-236536	236536
KA-48	Jamakhundi	08353-238040	238040
KA-49	Gokak	08332-224727	224727
KA-50	Bangalore Yelahanka	080-28561525	28561525

Registration CODE	NAME OF THE OFFICE	PHONE NO.	FAX NO.
KA-51	Bangalore Electronic City	080-25735533	25735523
KA-52	Bangalore Nelamanagala	080-27726886	27726886
KA-53	Bangalore K .R. Puram	080-25617951	25619269
KA-54	Nagamanagala	08234-285598	285598
KA-55	Mysore East	0821-2570750	2334430

3. IMPORTANT EVENTS OF TRANSPORT DEPARTMENT DURING THE YEAR 2009-10.

3.1 SMART CARD

The Transport Department launched the implementation of Computerised Service Delivery System on 25th June 2009. The project has covered all the 55 RTOs of the state. The Smart Card has Microprocessor based chip 15 Kili Byte RAM embedded on a plastic card. The Project covers over 90 lakh vehicles and around 86 lakh vehicle users. Smart Cards are issued for Driving Licences and Registration Certificates for vehicles.

3.2 ROAD SAFETY PROGRAMMES

“HUMAN LIFE IS VERY PRECIOUS. IT CANNOT BE GOT BACK AT ANY COST.”

Though the main function of the Department is enforcement of Motor Vehicles Act and Rules, equally it has also taken up programmes to educate the public, especially the youth i.e. school and college students in the aspects of Road Safety and vehicular pollution. Coinciding with Teen Month, the Hon’ble Minister for Transport on 6th August 2009 inaugurated the Teens and Road Safety Programme at M.S.Ramaiah Medical College and Hospital. The programme highlighted about injuries in road accidents and cautioned the Teens through DVD Presentation, lecturers and talks by the senior officers of the Dept. and doctors of M.S. Ramaiah Medical College and Hospital. School children from various schools participated in this event. In continuation, the Dept. conducted programmes on “Teens and Road safety” in Garden City College and Mount Carmel College, Bangalore keeping students as the target group.

3.3 SPEED POST SERVICE

The rise in vehicular population day by day has not only caused an increase in traffic density but also led to rise in the number of people visiting the Regional Transport Offices throughout the state for Registration of vehicles and obtaining Driving Licences. To ease the issue of Driving Licences and other documents to the public. The Transport Department introduced an innovative system of Speed Postal Service in co-ordination with the Indian Postal Department. The Hon’ble Minister for Transport launched the Speed Post Services at Vidhana soudha on 11-11-2009 for speedy delivery of the documents.

3.4 COMPUTERISATION OF PERMITS

The State Transport Authority dealing with the inter-state movement of Goods and Passengers vehicles has taken up the project of Computerisation of permits in the entire state. The Hon’ble Minister for Transport inaugurated the project on 15th September 2009 at Vidhana Soudha. With implementation of computerization, nearly 50,000 Goods vehicles and 6000 Passenger vehicles permits will go online.

3.5 NOVEMBER MONTH AS POLLUTION AWARENESS AND CONTROL MONTH

Due to urbanization and industrialization the demand for Transport has also increased considerably. The exponential rise in petrol and diesel vehicles in turn has led to the deterioration of the air quality. Presently, Indian cities qualify as some of the most polluted in the world due to which there is an urgent need to bring about awareness to the general public regarding vehicular pollution.

Ever year, Transport Department observes November month as Air Pollution control month. In this regard various programmes are carried out during the November month, thus enlightening the public on the ill effects of vehicular pollution.

- a) In November 2009, programmes such as street plays, bicycle rallies, cartoon competition, drawing competition, as well as distributing posters, stickers, pamphlets, etc., to school and college students, were organized involving the RTOs and other organizations.
- b) The inaugural programme was started off with an 'Eco-walk' from Kanteerava Stadium on 02-11-2009. Film actress Ms. Anu Prabhakar participated in the event. The event was conducted to encourage public to walk to nearest destinations whenever possible, instead of using vehicles and polluting the air. This not only prevents pollution but also keeps people in good health.
- c) The Transport Department in association with Ride a Cycle foundation, Bangalore conducted a 'Bicycle Eco Rally' on 14-11-2009 at JSS School, Jayanagar, Bangalore. The programme was organized to encourage the general public, including children to use eco friendly mode of transport whenever possible. The Hon'ble Minister of Transport inaugurated the programme. Environmentalist and other celebrities like Justice Saldahna and Ms Pooja Gandhi attended the rally. Similar bicycle rallies were also held on 18-11-2009 and 27-11-2009 at Malleswaram and St. Germain School, Bangalore. At Malleswaram, students from various Government and Private school participated in the rally, whereas the cycle rally at St. Germain School was attended by noted sports person Ms. Ashwini Nachappa.
- d) 'Cartoon Competition' was held in association with Karnataka Cartoonists Association on 25-11-2009 at Karnataka Chitrakala Parishat, Kumara Krupa road, Bangalore. Cartoon artists throughout Karnataka, had been invited to participate in this programme to showcase the various aspects of vehicular pollution and how best it can be prevented, in the form of cartoons. About 75 to 80 Cartoonists have participated in the competition, and submitted 200 cartoons. Out of which, about 70 drawings have been selected for display. The programme was inaugurated by the Hon'ble Minister for Transport and film actress Ms. Ramya.

- e) 100 Green Auto rickshaws were officially flagged off on 24-11-2009 by Hon'ble Minister for Transport, in front of Vidhana Soudha, Bangalore. The Transport Department recently took the initiative to introduce Green Autos wherein these autos are fitted with 4 stroke Auto LPG engines which are more eco-friendly than the 2 stroke petrol driven engines. These autos are also fitted with Digital Fare Meter for accuracy of readings and the drivers of these autos are educated and dedicated to serve the passengers and tourists. The colour of the hood of these autos are cream yellow and the body is in forest Green colour for easy identification.
- f) The Karnataka Vintage Classic Car Club and the Transport Department joined hands to conduct a Vintage Car and Bike Parade. The Hon'ble Minister for Transport flagged off the parade at hotel ITC Royal Gardenia. About 101 cars and 44 Motorcycles were on display and paraded in the event with a message for a cleaner and Greener Bangalore.
- g) To round up the year 2009-10 on a note of spreading awareness for alternative mode of transport and reducing air pollution, the Transport Commissioner participated in a cycle rally organized by Ride a Cycle Foundation with BSA covering 900 km from Bangalore to Nilgiris.

4. DRIVERS AND CONDUCTORS LICENCES:

4.1 Details of driving and conductors Licences issued during 2009-10 is as below:

Professional						Non-Professional			Total		
Authorised to drive public service vehicles			Others								
Male	Female	Total (1+2)	Male	Female	Total (4+5)	Male	Female	Total (7+8)	Male (1+4+7)	Female (2+5+8)	Total (3+6+9)
1	2	3	4	5	6	7	8	9	10	11	12
1440416	2127	1442543	290823	9410	300233	5820000	1100904	6920904	7551239	1112441	8663680

4.2 CONDUCTORS LICENCES

2009-10	Licences valid at the end of the year			New licences issued during the year		
	Male	Female	Total (1+2)	Male	Female	Total (4+5)
	1	2	3	4	5	6
	617991	43362	661353	32495	5184	37679

An amount of Rs.17.12 crore is collected by issue/renewal of these licences during the current fiscal year.

5. REGISTRATION OF MOTOR VEHICLES.

5.1 Section 39 of the Motor Vehicles Act, 1988 makes it mandatory that every motor vehicle shall be registered before it is put for use on any public road. The Regional Transport Officers and Assistant Regional Transport Officers are the registering Authorities for their regions under Chapter IV of the Motor Vehicles Act. Total Number of Motor Vehicles registered and kept for use in the State as at the end of 31-03-2010 is 90,43,976.

5.2 Categories of different vehicles as on 31-03-2010 along with percentage of increase over the previous year is as below:

5.2 (a) NUMBER OF REGISTERED MOTOR VEHICLES (TRANSPORT)

Type of vehicles	Newly Registered During		(In Numbers)		
			Total Registered as on		
	2008-09	2009-10	31-03-2009	31-03-2010	%
1	2	3	5	6	7
I. Multi-axled / Articulated Vehicles	4350	3050	33592	36642	9.08
II. Trucks & Lorries	10934	9023	154651	163674	5.83
III. Light Motor Vehicles (Goods)					
a. Four Wheelers	12168	11314	89006	100320	12.71
b. Three Wheelers	7887	8765	68094	76859	12.87
Total III	20055	20079	157100	177179	12.78
IV. Buses					
a. Stage Carriages	2146	2264	26677	28941	8.49
b. Contract Carriages	151	167	950	1117	17.58
c. Private Service Vehicles	501	518	9145	9663	5.66
d. Educational Inst. Buses	825	1010	7094	8104	14.24
e. Other Buses	748	720	5329	6049	13.51
Total IV	4371	4679	49195	53874	9.51

Type of vehicles	Newly Registered During		(In Numbers)		
			Total Registered as on		
	2008-09	2009-10	31-03-2009	31-03-2010	%
1	2	3	5	6	7
V. Taxis					
a. Motor Cabs	5335	5877	62231	68108	9.44
b. Maxi Cabs	4024	4654	41147	45801	11.31
d. Other Taxis	180	168	1333	1501	12.60
Total V	9539	10699	104711	115410	10.22
VI. Light Motor Vehicles (passengers)					
a. Three Seaters	19988	22425	184863	207288	12.13
b. Four To Six Seaters	5838	5465	24542	30007	22.27
Total VI	25826	27890	209405	237295	13.32
VII. Other Vehicles Not Covered	9501	19567	84358	103925	23.20
Total Transport (I to VII)	84576	94987	793012	887999	11.98

5.2 (b) NUMBER OF REGISTERED MOTOR VEHICLES (NON-TRANSPORT)

(In Numbers)

Type of vehicles	Newly Registered During		Total Registered as on		
	2008-09	2009-10	31-03-2009	31-03-2010	%
1	2	3	5	6	7
I. Two Wheelers					
a. Scooters	93709	121982	1182841	1304823	10.31
b. Mopeds	102862	164457	1774262	1938719	9.27
c. Motor Cycles	161044	192552	2968811	3161363	6.49
Total I	357615	478991	5925914	6404905	8.08
II. Cars	99653	113131	892160	1005291	12.68
III. Jeeps	1454	2556	37669	40225	6.79
IV. Omni Buses	7927	8463	97040	105503	8.72
V. Tractors	25232	27515	291329	318844	9.44
VI. Trailers	14487	15422	200153	215575	7.71
VI. Construction Equipment Vehicles	380	435	5562	5997	7.82
VII. Other Vehicles not covered	10289	8274	51363	59637	16.11
Total Non-Transport (I to VII)	516657	654787	7501190	8155977	8.73
Total Transport (I to VII)	75075	94987	793012	887999	11.98
Grand Total (Trans + Non-Trans)	601233	749774	8294202	9043976	9.04

5.2 (c) TOTAL REGISTERED VEHICLES IN BANGALORE METROPOLITAN CITY AS ON 31-03-2010

TOTAL REGISTERED VEHICLES IN BANGALORE METROPOLITAN CITY AS ON 31-03-2010

CATEGORY OF VEHICLES	BNG CENTRAL	BNG WEST	BNG EAST	BNG NORTH	BNG SOUTH	K.R. PURA	R.R. NAGAR	ELECTRONIC CITY	YELA HANKA	NELA MANGALA	TOTAL
1	2	3	4	5	6	7	8	9	10	11	12
TRANSPORT											
I. Multi-axled/Articulated Vehicle	18106	1030	800	1500	2132	443	180	438	182	33	24844
II. Trucks & Lorries	7871	1078	9479	5800	9600	839	2068	6372	32	418	43557
III. Light Motor Vehicles-Goods											
a. Four Wheelers	6478	5279	2434	3126	10209	2174	0	1800	1182	552	33234
b. Three Wheelers	3634	5478	1200	3226	7558	325	2750	4325	803	1249	30548
Total III	10112	10757	3634	6352	17767	2499	2750	6125	1985	1801	63782
IV. Buses											
a. Stage Carriages	4385	82	388	288	620	20	61	78	4	11	5937
b. Contract Carriages	253	83	80	0	44	11	2	22	2	1	498
c. Private Service Vehicles	2532	257	0	7984	353	80	87	38	14	274	11619
d. Educational Inst. Buses	1006	215	525	61	1093	206	277	195	302	57	3937
e. Other Buses	1458	86	80	75	133	19	20	2190	231	0	4292
Total IV	9634	723	1073	8408	2243	336	447	2523	553	343	26283
V. Taxis											
a. Motor Cabs	1266	2426	6051	5453	678	279	2408	3	1282	302	20148
b. Maxi Cabs	2276	2671	2136	2000	4546	686	1171	2198	902	241	18827
d. Other Taxis	2594	3665	2050	800	1750	271	153	15	134	0	11432
Total V	6136	8762	10237	8253	6974	1236	3732	2216	2318	543	50407
VI. Light Motor Vehicle-pasenger											
a. Three Seaters	7894	17752	15579	11579	22932	3901	7936	986	705	425	89689
b. Four To Six Seaters	4456	10500	3849	3400	5744	0	0	2379	277	284	30889
Total VI	12350	28252	19428	14979	28676	3901	7936	3365	982	709	120578
VII. Other Vehicle Not Covered	1620	1557	20000	2300	2006	225	150	150	75	50	28133
Total Transport (I to VII)	65829	52159	64651	47592	69398	9479	17263	21189	6127	3897	357584
NON-TRANSPORT											
I. Two Wheelers											
a. Scooters	5000	3306	361796	71388	22736	48748	206	127	12013	2512	527832
b. Mopeds	16119	38012	101759	3482	47549	16554	8274	0	6422	4594	242765
c. Motor Cycles	223413	460878	9745	347427	340575	35104	61704	109700	53999	3230	1645775
Total I	244532	502196	473300	422297	410860	100406	70184	109827	72434	10336	2416372
II. Cars	120116	80000	123703	110320	103710	16732	19527	40318	19664	640	634730
III. Jeeps	1693	612	1913	1040	1225	0	123	3	502	3	7114

CATEGORY OF VEHICLES	BNG CENTRAL	BNG WEST	BNG EAST	BNG NORTH	BNG SOUTH	K.R. PURA	R.R. NAGAR	ELECTRONIC CITY	YELA HANKA	NELA MANGALA	TOTAL
1	2	3	4	5	6	7	8	9	10	11	12
IV. Omni Buses	5253	4678	9256	16538	7281	0	964	31	1381	175	45557
V. Tractors	167	416	997	1141	2567	475	466	35	286	337	6887
VI. Trailers	172	401	865	1103	1304	525	454	41	82	337	5284
VI. Construction Equip.Vehicle	138	0	0	0	353	0	126	333	143	30	1123
VII. Other Vehicles not covered	4331	1163	1849	1360	2156	1554	650	1986	585	280	15914
Total Non-Transport (I to VII)	376402	589466	611883	553799	529456	119692	92494	152574	95077	12138	3132981
Grand Total (Trans + Non-Trans)	442231	641625	676534	601391	598854	129171	109757	173763	101204	16035	3490565

5.3 District wise details of vehicles registered and kept for use as on 31-03-2010 along with comparative figures for the previous year and percentage of increase are as follows:

TOTAL NO.OF DIFFERENT CATEGORIES OF MOTOR VEHICLES REGISTERED AND KEPT IN USE AS ON 31-03-10 (DISTRICT-WISE)

SL. NO.	NAME OF THE DISTRICT	Total No.of Vehicles		Percentage Increase/decrease
		31-03-2009	31-03-2010	
1	BANGALORE URBAN	3240740	3490565	7.71
2	BANGALORE RURAL	108633	116221	6.98
3	MANDYA	146327	151530	3.56
4	KOLAR	146414	136318	-6.90
5	C.B.PURA	71578	78182	9.23
6	RAMANAGAR	203454	233138	14.59
7	TUMKUR	270126	287128	6.29
8	MYSORE	435352	514990	18.29
9	BELGAUM	480692	545684	13.52
10	DHARWAD	262984	309455	17.67
11	GADAG	75005	79100	5.46
12	HAVERI	114522	124404	8.63
13	BIJAPUR	125917	139082	10.46
14	BAGALKOTE	150494	164617	9.38

SL. NO.	NAME OF THE DISTRICT	Total No. of Vehicles		Percentage Increase/decrease
		31-03-2009	31-03-2010	
15	KARWAR	168200	184332	9.59
16	UDUPI	153044	160547	4.90
17	CHIKMAGALUR	128044	142201	11.06
18	SHIMOGA	226499	262273	15.79
19	RAICHUR	123445	136502	10.58
20	KOPPAL	79561	86238	8.39
21	GULBARGA	183234	192667	5.15
22	YADGIR	45123	47027	4.22
23	BIDAR	90964	94281	3.65
24	BELLARY	228203	260149	14.00
25	CHAMRAJNAGAR	58583	61399	4.81
26	MADIKERE	76413	81965	7.27
27	HASSAN	170864	180817	5.83
28	CHITRADURGA	119541	133294	11.50
29	DAVANAGERE	248744	259881	4.48
30	MANGALORE	361502	389989	7.88
	TOTAL	8294202	9043976	9.04

6. CERTIFICATE OF FITNESS FOR TRANSPORT VEHICLES:

6.1 As per the provisions of Section 56 of the Motor Vehicles Act, 1988 Transport Vehicles have to possess Certificate of Fitness while in use on public Road. At the time of new registration and at prescribed intervals thereafter. Transport vehicles are inspected by the officers of the Transport Department to ensure that the provisions of Section 56 of the M.V. Act and rules there under are complied and only such vehicles are issued with Fitness Certificates. Instructions are being issued to the executive officers to inspect the vehicles thoroughly before issue of fitness certificates. The Regional Transport Officers and Asst. Regional Transport Officers counter check certain percentage of vehicles to ensure proper inspection by the Inspectors of Motor Vehicles. During the current year i.e. at the end of 31-03-2010 93699 vehicles are issued with Fitness Certificates and 3,55,793 vehicles' fitness certificate were renewed and revenue of Rs.16.05 crore is collected from these activities.

6.2 RENEWAL OF CERTIFICATE OF REGISTRATION OF NON TRANSPORT VEHICLES.

As per the provisions of the Motor Vehicles Act, 1988 certificate of Registration issued under Section 39 of the Act in respect of a Motor Vehicle other than a Transport Vehicle is valid for a period of 15 years from the date of registration and renewable for a further period of five years at a time. During the year 2009-10 around 50,980 Certificates of Registration are renewed and an amount of Rs.167.36 lakh is collected as fee and fine.

7. CONTROL OF TRANSPORT VEHICLES

7.1 Karnataka State Transport Authority

Karnataka State Transport Authority (K.S.T.A.) is constituted under sub-section (1) and (2) of Section 68 of Motor Vehicles Act, 1988 (central Act 59 of 1988) vide Notification No. FTD 4 TMA 93, Bangalore dated 16-01-1993 by appointing the Commissioner for Transport as the Chairman, the Deputy Inspector General of Police (Training), Bangalore and the Superintending Engineer, (Designs) PWD, Bangalore as the Members of the Authority. Subsequently, the Deputy Commissioner of Police, Traffic and Road Safety, Bangalore is appointed as the Member in place of the Deputy Inspector General of Police(Training), Bangalore vide Notification No.HTD 107 TMA 2001 dated 05-01-2002 and The Commissioner for Traffic & Road Safety, Bangalore is appointed as Member in place of Deputy Commissioner of Police, Traffic and Road Safety, Bangalore vide Notification No.HTD 107 TMA 2001 dated 13-08-2002. The Karnataka State Transport Authority (K.S.T.A.) is a quasi judicial Authority exercising the powers vested in it under the Provisions of Motor Vehicles Act, 1988.

The Karnataka State Transport Authority (K.S.T.A.) has powers to grant All India Permits for Tourist Vehicles (Buses), Motor Cabs, Maxi Cabs, Inter State Permits to Stage Carriages and Goods Carriages as per the terms of Inter- State Agreements. It is also entrusted with penal powers to suspend or cancel permit for violation of conditions of the permit under Section 86 of the M.V.Act.

7.2 RECIPROCAL AGREEMENTS

Arrangements under the reciprocal agreements entered with the States of Andhra Pradesh, Maharashtra, Kerala, Tamilnadu, Pondicherry, Madhya Pradesh, Goa and Delhi are continued in this year also.

7.3 SOUTH ZONE PERMIT SCHEME

Under the South Zone Permit Scheme, a quota of 400 permits for Tourist Motor Cabs is prescribed to ply in the States of Karnataka, Tamilnadu, Andhra Pradesh, Kerala, Goa and Union Territory of Pondicherry on reciprocal agreement by paying single point tax without counter signature.

7.4 As per the Inter-state agreement, the permit issued for passenger service Vehicles, Stage Carriages are given below:

Passenger Service Vehicles

Sl. No.	Karnataka And	Agreed routes	Permits issued during 2009-10	Total Permits in force as on 31-03-2010	Countersigned permits as on 31-03-2010
01	Tamil Nadu	393	31	638	604
02	Kerala	162	64	717	236
03	Andhrapradesh	624	74	1653	1405
04	Maharashtra	421	86	746	637
05	Goa	118	65	110	65

7.5 Inter-state Permits (Buses)

As on 31-03-2010 in addition to the above permits 1008 contract carriage permits have been granted.

7.6 Tourist Vehicles

As at the end of 31-03-2010 permits were issued to 2137 Tourist Omni Buses, 10,771 Tourist Motor Cabs, and further, 10,300 All India Maxi cab permits and 9,900 Maxi cab State Permits were also in force.

8. GOODS CARRIAGES

8.1 Inter-state Permits

Agreements entered with other States are continued during this year also. The System of levy of bilateral Tax of Rs.3,000/- per annum in respect of Kerala, Andhra Pradesh, Tamil Nadu, Goa and Rs.5,000/-per annum in respect of Maharashtra is also continued.

8.2 In terms of the inter-state agreements entered with other states, details of permits issued to GOODS CARRIAGES are as under.:

Sl. No.	Karnataka And	Quota agreed	No. of Permits as on 31-03-2010	Countersigned permits as on 31-03-2010
01	Tamil Nadu	15000	9218	7920
02	Andhra Pradesh	30000	16669	15,000
03	Maharashtra	20000	18105	9641
04	Kerala	2000	2000	2000
05	Goa	2500	2500	2500

9. NATIONAL PERMITS

National Permit is granted to FOUR contiguous states including the Home State. There is no restriction on vehicle owners on holding number of National Permits. During the year 2009-10 8443 National Permits were issued and at the end of 31-03-2010 there were 34423 permits in force.

10. REGIONAL TRANSPORT AUTHORITIES

10.1 The Regional Transport Authorities are constituted under Section 68 of the MV Act 1988 at the District level with the Deputy Commissioner and the Superintendent of Police of respective district as Chairman and Member respectively. The Regional Transport Officers of District Head Quarters function as the Ex-Officio Secretaries of the Regional Transport Authorities. The Regional Transport Authorities are Quasi Judicial Authorities. The Regional Transport Authorities grant permits for the use of Transport Vehicles for operation on Intra and Inter-District routes of the State.

10.2 The details of Permits granted / renewed and in force are as follows:

Sl. No.	Class of vehicle	Total number of permits in force as on 31-03-2009	Permits Issued during 2009-10	Permits renewed	Total number of Permits in force as on 31-03-2010
1	Stage Carriages	16,015	891	779	10658
2	Motorcabs	56,419	9661	1039	42845
3	Autorickshaws	3,92,782	27174	12073	238247
4	Goods vehicles	4,16,259	42259	1968	257292
5	AITOB	561	273	21	2137
6	Maxicab	17266	8358	890	25624
7	Tourist Taxi (All India)	14739	5635	570	20374

11. ENFORCEMENT

11.1 DEPARTMENTAL STATUTORY ACTION CASES

Under Section 86 of the Motor Vehicles Act, 1988 the Transport Authority which grants permits is empowered to suspend or cancel the permits on the breach of the conditions of the permits. In lieu of suspension or cancellation of the permits, the Transport Authority may permit him to compound the offence and recover the compounding amount agreed upon, if the permit holder agrees to pay.

The details of cases disposed off during 2009-10 are as follows:-

Cases at the Beginning	New cases	Total	Cases disposed	Balance	Fine collected
46648	76942	123590	63423	60167	30.33crore

11.2 ENFORCEMENT (CHECKING OF VEHICLES)

Major activity of the department is to enforce the provisions of law enunciated under the Motor Vehicles Act 1988, and rules made there under. The department accordingly is initiating all possible steps to book cases against the offenders of the provisions of law under Motor Vehicles Act, 1988 and rules made there under.

During the year 2009-10, the department has checked 1641046 vehicles, out of which for 286522 vehicles check reports and check report cum receipts have been issued and 16483 vehicles have been seized. During this course the department has collected a sum of Rs 52.06 Crores towards tax and Rs 44.33 Crores towards fine, totaling to rupees 96.39 Crores.

12. PROSECUTION CASES

The Department has launched prosecution in various courts, against the violation on Motor Vehicles Act and Rules.

Details of cases booked and disposed during the year 2009-10 are as follows.

Opening Balance	New cases	Total	Cases disposed	Balance	Amount collected
2548	4134	6682	3240	3442	1.34 crore

13. COMPOUNDING OF OFFENCES ON THE SPOT OF CHECKING

According to section 200 (2) of the MV Act, 1988, the accused have option to compound the offences on the spot as per Government Notifications. In respect of those who do not opt for compounding the offences, cases will be filed against them in the court.

14. BORDER CHECK POSTS

In order to plug the leakage of revenue and to enforce the provisions of the MV Act, 1988 and the rules made there under fifteen check posts are functioning on the border of the State. The details of revenue collected by each check post during the year 2009-10 are as follows :

Sl.No.	Name of the Check Post	Revenue Collected (Rs. In Lakhs)
1	Attibele	943
2	Nangli	481
3	Bagepalli	260
4	Gowribidanur	16
5	Gundlupet	518
6	Talapadi	304
7	Humnabad	585
8	Aland	40
9	Nippani	596
10	Ramanagara	112
11	Zalki	946
12	Rayalpad	23
13	Chikkahole Dam	239
14	Hagari	244
15	Kagawad	78
	Total	5385

15. The Motor Accidents Claims Tribunals headed by the District and Sessions Judge continues to function at all District Head Quarters.

16. TAXATION

16.1 Under the provisions of Karnataka Motor Vehicles Taxation Act, 1957 tax is levied and collected on Motor Vehicles suitable for use on public road.

16.2 The Commissioner for Transport is the Taxation Authority in respect of Public Service Vehicles owned by the Fleet Owners. The Owners having five hundred and above public service vehicles are classified as Fleet owners. The S.T.U is the only organization classified as Fleet owner at present. The RTOs and ARTOs are the taxation Authorities in respect of all other Motor vehicles registered and kept for use in their respective regions.

17. FACILITIES FOR PAYMENT OF TAX

In order to facilitate easy payment of vehicles Tax by the vehicle owners special cash counters are opened in all the RTO and ARTO offices.

18. LIFE TIME TAX

18.1 Life Time Tax is being levied on two wheelers, three wheelers and Light goods vehicles including Auto rickshaws carrying passengers and goods having weight in laden not exceeding 3000 kgs. either for hire or reward. Life Time Tax is also levied on Tractors-Trailers (used for agricultural purpose), Motor Cars, Jeeps, Omni Buses and Private Service Vehicles having floor area not exceeding 5 sq. mts.

18.2 By introducing a new Section 3 (b) of KMV Act 1957 with effect from 01-04-2002, green tax is being collected in respect of non-transport vehicles which are more than 15 years old and in respect of transport vehicles which are more than 7 years old. The details are as follows.

Sl. No.	Class and age of the vehicle	Rate of tax In rupees
1	Non-Transport vehicles completed 15 years from the date of its registration, at the time of renewal of certificate of registration as per sub-section (10) of section 41, of the Motor Vehicles Act 1988:- a) Two wheelers b) Light Motor Vehicles (LMV)	250-00 500-00
2	Transport vehicles completed 7 years from the date of its registration, at the time of renewal of fitness certificate as per Section 56, of the Motor Vehicles Act 1988:-	200-00 Per annum

19. OTHER TAXES

19.1 Quarterly tax in respect of camper vans is Rs 4700 per sq. mt. of the floor area.

19.2 Life time tax in respect of Motor Cars, Jeeps, Omni buses and Private Service Vehicles (having floor area upto 5 sq. mt.

1. Cost of which does not exceed Rs. 5 lakhs- 12 % of the cost of the vehicle;
2. Cost of vehicles exceeding 5 lakhs and not exceeding Rs 10 lakhs - 13 % of the cost of the vehicle;
3. Cost of the vehicle exceeding Rs 10 lakhs - 16 % of the cost of the vehicle;
4. Motor Cars, Vans run on Electricity - 4% of the cost of the vehicle;

19.3 For Two-wheelers

1. Motor cycles cost of which does not exceed Rs 50,000/- 8 % of the cost of the vehicle
2. Motor cycles cost of which exceeds Rs 50,000/- 10 % of the cost of the vehicle
3. Motor cycles run on electricity- 4% of the cost of the vehicle;

19.4 Motor vehicles registered as sleeper coaches and permitted to carry more than 12 passengers excluding driver and conductor or attendant for every sleeper which the vehicles is permitted to carry is Rs 3000/- per qtr.

Vehicles comply the provisions of Rule 128 of Central Motor Vehicles Rules 1989 or covered under permits issued as per Sec-88(9) of MV Act 1988 taxed at Rs 2500/- per seat per quarter.

20. TAX ON FLEET OWNERS

The KSRTC being the only Fleet owner in the state. For providing competitive service to travelling public and better administration the Corporation is divided into FOUR subsidiaries namely KSRTC, NWKRTC, NEKRTC and BMTC. The tax in respect of State Transport undertaking is 5% of the gross revenue earned for the year.

21. REVENUE AND EXPENDITURE

21.1 The Department has collected revenue of Rs.1892.00 Crores from 01-04-2009 to 31-03-2010 as against the annual target of Rs.1737 Crores.

21.2 The revenue collected and expenditure incurred by the Transport Department for the last 8 years are shown in the table below:-

Amount in Crores

Year	Revenue Target	Revenue collected	Total Expenditure	% of collection over target	% of expenditure over collection
2002-03	797.00	716.00	26.66	90.00	2.14
2003-04	912.00	851.00	26.97	93.31	3.17
2004-05	1010.00	1037.00	29.08	102.67	2.80
2005-06	1178.00	1188.68	32.47	100.90	2.73
2006-07	1375.00	1417.86	39.82	103.11	2.80
2007-08	1661.00	1732.06	43.33	104.27	2.57
2008-09	1590.00	1646.00	51.02	103.48	2.83
2009-10	1737.13	1892.00	52.02	108.92	2.74

22. EFFECTIVE TRANSPORT MANAGEMENT INITIATIVES

As a part of administrative reforms and with a view to provide better, timely and cost effective service, Government has approved Five Effective Transport Management initiatives.

Effective management of Transport system has always been the key factor in the economic development of any State. With the changing times it is necessary for the transport system to metamorphosise itself into becoming more responsive and people friendly.

In order to ensure these changes, the Hon'ble Transport Minister has approved five initiatives, for ensuring effective Management in Karnataka State. It is intended to make the transport department and all the State Transport Undertakings adopt a pro-active and facilitative management approach. The initiative focuses on bringing in technological advancement, infrastructure development, innovative management, increased people responsiveness, mitigating vehicular pollution, improved road safety management and also act as a catalytic agent for the growth of the State economy. These initiatives encompass the entire canvass of transport management in the State, with an intention to invigorate it and propel it towards greater effectiveness.

The Five Initiatives are:

1. Public Relations for Effective Transport Management initiative.
2. Innovative technology for Effective Transport Management Initiative.
3. Vehicular Air Pollution Management Initiative.
4. Road Safety Management Initiative.
5. Infrastructure for Effective Transport Management Initiative.

PUBLIC RELATIONS FOR EFFECTIVE TRANSPORT MANAGEMENT INITIATIVE

22.1(a) Public Relations, Help Desk and Public Feedback System in State Transport Authority and TRANSPORT COMMISSIONER'S OFFICE

Joint commissioner for Transport & Secretary, Karnataka State Transport Authority has been appointed as Chief Public Relation Officer in Transport Commissioner's Office. For his assistance, Assistant Regional Transport Officer has been appointed as Assistant Public Relation Officer and necessary staff is provided. A Public Relations section is created to monitor the Public Relation System in the department.

Help Desk has been formed and responsible staff are assigned to work at these desks. This Help Desk is functioning successfully by helping the public visiting the office for various works, giving them information, prescribed forms/application, proper guidance and also collecting their opinions about the service of the department and valuable suggestions given by public are considered for implementation.

Action is being taken on complaint-grievance-suggestions letters received at head office. During the year 31-03-2010, 67 letters were received and 22 letters were disposed.

Public can also access to Assistant PRO through phone and e-mail for their grievance, required information, complaints and suggestions. This system is working effectively and there is favourable response from the public.

Chief PRO is inspecting the Public Relation System in all the offices of the department and necessary instructions have been given to all the offices for better functioning and strengthening of the system.

22.1(b) Public Relations, Help Desk and Public Feedback System in REGIONAL/ ASSISTANT REGIONAL TRANSPORT OFFICES

Public Relation System is introduced in all the RTO and ARTO offices of the department effectively. A suitable and eligible officer is designated for Public Relation Officer post, who is the head of the system at his office, and all the facilities like separate chamber, telephone, staff etc., have been given. Public can directly meet PRO for help. PRO is also responsible for monitoring and maintenance of Public Grievance Register, wherein public can express their opinion about the services of the department.

In case of any confidential matters or complaints against the service, public can drop their complaint letters in Public Grievance Box kept in all offices. Only the respective Deputy Commissioner for Transport has the power to open the box and appropriate action will be taken on the matter.

HELP DESK system is implemented in all offices of the Department throughout the State and there is good opinion among the public about usefulness of this system. These Help Desks are located at the entrance of all the Offices, so that public visiting the office can easily access information, get prescribed forms / applications, proper guidance, etc. Under public feedback system Printed Feedback forms are provided to public to obtain their opinions /suggestions on services of the department. Valuable suggestions received are considered for implementation.

22.2 Transport Adalats

Transport adalats are being conducted every three months in all the offices in presence of respective DCTs/JCTs at fixed time. Advertisement about this is being given through new papers, radio and other Medias for active participation of public. A large number of public, representatives of various associations of public service vehicles, journalists etc., are attending the adalats. Most of the grievances are solved on the spot. These adalats are functioning successfully and appreciated by public.

22.3 Applications of Multimedia in departmental services

Department has developed and launched its website on the internet, where public can access information on various services of the Department both in Kannada and English. Prescribed Forms and other required information can be freely downloaded. Information on the website is being updated/ revised /redesigned regularly. The website contains Learners Licence Online Registration System, where candidates who wish to obtain learners licence, can first register their names and appear for test at the given time and date. This system is working in computerized offices only.

Wide publicity of the programmes being conducted by the department is made through all the mass media like newspapers, radio, TV etc. Regarding transparency in the services provided public is informed through printed pamphlets, brochures, local TV, Radio and newspapers. Tele serials developed by the department are telecasted through TV channels.

22.4 Citizen's charter

The department has introduced the Citizens Charter during the year 2001. The Citizens Charter is introduced in all the offices of the state. The departmental assures the best service delivery system to the customers with commitment and dedication as prescribed under the revised Citizens Charter. The citizens have every right to demand the services of the standards prescribed and the commitments made in Citizen's Charter. However, suggestions to improve service delivery system are always welcome. Further, the details of the Citizen's Charter are also made available in the department website. The contents of the Citizens Charter are displayed in both Kannada and English languages on the wall at the entrance of each office, so that public can easily have access to information.

22.5 Training for Public Relation Officers and staff

To build a good relationship and service mindedness among the staff and officers, training is imparted to them through reputed Human Resource Development and Management Centres. Action plan is made to give training to all the officers and staff. In addition a state of the art training centre is set up in the Transport Commissioner's office to train the staff in the fields of computerisation, public relations etc.

23 INNOVATIVE TECHNOLOGY FOR EFFECTIVE TRANSPORT MANAGEMENT INITIATIVE

23.1 Use of LPG as base fuel in Motor vehicles

By amending Section 52 of MV Act 1988, provision has been made for use of LPG in vehicles. The use of LPG in Auto rickshaws and Light motor vehicles is being popularized. Department has already approved 23 LPG Kit models and given permissions for 83 retro fitment centres in Bangalore City and encouragement is given for those who apply to open retro fitment centres. These centres fit approved LPG Kits to Auto rickshaws and Light Motor vehicles.

23.2 Introduction of new technology for issuance of Fitness certificates for Transport vehicles.

It is proposed to take action for fitment of inspection pit/ramp in all RTO / ARTO stage by stage offices to examine vehicles in a scientific way for fitness of vehicles.

23.3 Computerisation of Transport Department

The Department has completed computerization of all 55 RTOs and ARTOs offices and 15 Check Posts (including the maintenance of offices already computerized) and issue of Smart Card based Registration Certificate and Driving Licence at all the Transport Offices on Public Private Participation scheme and so far about 11 Lakh smart cards have been issued.

24 VEHICULAR AIR POLLUTION MANAGEMENT INITIATIVE

24.1 Education

Candidates who appear for Learner's Licences / Driving Licences at Offices, Transport Adalats and Camps conducted at Taluka and Hobli levels are also educated about the ill effects of air and noise pollution and controlling measures. It is strongly insisted that owners and drivers check their vehicles for air and noise pollution every six months and keep the Emission Under Control Certificate while using the vehicle on road. An Awareness Campaign Vehicle has been designed in order to bring awareness among the school children about road safely and vehicular air pollution. Work of designing such vehicle belong to BMTC has been completed through M.C.E. as Mobile vehicle to bring awareness about road safely through pictures, posters and related documentaries. By using this vehicle, awareness is also created among the general public seeking Driving Licences, Learning Licences, vehicle fitness certificates etc. at respective offices.

24.2 Special Training for the staff working at Emission Testing Centres.

Directions have been given to manufacturers and distributors of gas analyze and smoke meters to give training for the staff at Emission Testing Centres. According to rule 231 b of Karnataka Motor Vehicles Rules, 1989, all the Emission Testing Centres are being inspected regularly for their proper functioning. If defects are found at the time of inspection, notices are given to them to rectify the defects. If more defects are

found and bad functioning is noticed, action is being taken to suspend or cancel the licences of those centers. At on 31-03-2010 there were 288 centres in Bengaluru and 180 centres in other places in all 468 Emission Testing Centres working in the State. All the 468 Emission testing centres are computerized for proper functioning and to check vehicles in a more scientific and transparent way.

24.3 Facilities to be maintained at Emission Testing Centres.

As per rule 231 (b) of Karnataka Motor Vehicles Rules 1989, licence are being given to new Emission Testing Centres only after detailed inspection of the centres and fulfilling of prescribed norms are satisfied. The Emission Testing Centres should keep the approved gas analyzers and smoke meters and these equipments have to be maintained properly by calibrating them from time to time. All the centres are being given detailed and strict instructions for proper functioning. Periodical inspections are also conducted to ensure proper functioning of these Centres.

24.4 Control of use of Adulterated Fuel

To check the quality of fuel at fuel dispensing stations and to stop the adulteration of fuel during transportation, road side sale of fuel, unauthorized sale of naphtha, sale of low class lubricants etc., it is proposed to have joint checking in association with District Administration, Food and Civil Supply Department, Checking squad of Oil Companies and Police Department. The action plans is under progress.

24.5 Control of Air Pollution by old vehicles

The emission level is high in old vehicles when compared to the new vehicles and the department has identified the 15 years old transport vehicles which are emitting excess smoke. A red colour band is painted on such vehicles for easy identification in future inspections. At the time of inspections these vehicles are subjected to a strict check for emission standards.

24.6 Use of emission measuring equipments

It is decided by Karnataka Pollution Control Board and Forest-Environment and Ecology department to set up air pollution measuring equipments and to display the level of air pollution at important traffic junctions and other such places to make people aware about the polluting air and the details shall be published in all daily newspapers. Action in this regard is under progress. Transport department has also promised to extend its co-operation in this matter.

24.7 Development and encouragement of eco friendly alternative fuels in vehicles

With a view to reduce vehicular air pollution, vehicle manufacturers are introducing new vehicles in the market with eco friendly alternative fuels like electricity, Battery, LPG, CNG etc. which are less or zero in emission of pollutants. To encourage and popularize the use of these vehicles, Department is giving loans to battery driven vehicles in association with financial institutions, road tax exemption and concession in tax rates etc.

24.8 As per Karnataka Government Notification No.HTD:235:TME:93, Dated 27-11-1993, the power vested in section 16 (1) of Karnataka Motor Vehicles Taxation Act, 1957 tax exemption has been given to the vehicles which run on battery / solar energy / CNG, for five years from the date of registration. In order to encourage bi-fuel system, subsidy of Rs 2000/- is given to Auto rickshaws owners, for use of authorized LPG kits fitted through approved retro fitment centres. At the end of 2009-10, as many as 1161 people are benefited under this scheme and Rs 23.22 lakh has been given as subsidy.

With a view of controlling air pollution the government has made provision for the use of ethanol with petrol as a fuel in petrol driven vehicles. It is proposed to prepare an action plan and to execute it as a joint venture of oil companies and sugar factories.

It is also proposed and action being taken to hold awareness programmers to promote the use of battery / solar energy operated vehicles, opening of LPG refilling stations, use of pre-mixed 2T oil and opening of Emission Test Centres at fuel dispensing stations.

24.9 Utilization of Green Tax

The amount collected under Green Tax is being used for programmes chalked out for control of air pollution by vehicles under the proper guidance of the Government.

24.10 Effective Enforcement activities for control of Air Pollution and Noise Pollution

24.10 (a) Air-Pollution

During the year 01-04-2009 to 31-03-2010, continuous checking was conducted on polluting vehicles. 901221 vehicles were checked and cases were booked against 21,191 vehicles and Rs.18.72 crores is collected as fine.

24.10 (b) Noise-Pollution

During the year 01-04-2009 to 31-03-2010 continuous checking was conducted against noise polluting vehicles by checking 722607 vehicles. Cases were booked against 14897 vehicles and a fine of Rs.2.03 crore is collected.

Department has obtained four Parisara Vahini vehicles from Karnataka State Pollution Control Board (KSPCB) for air pollution control activities. In Bengaluru 45 LPG dispensing stations are functioning. Recently 108 retro fitment centres have been opened at Mangalore, Puttur, Gulbarga, Shimoga, Channarayapatna, Hassan, Udupi, Davanagere, Chikkamagalur, Tumkur, Belgaum, Hubli, Dharwad and Sagar. As on 31-03-2010 around one lakh Autorickshaws are converted to bi-fuel. It is also proposed to set up "Green Brigade" in the State with BMTC and necessary actions are under progress.

25 ROAD SAFETY MANAGEMENT INITIATIVE

25.1 New technology for issue and renewal of fitness certificates

Inspection pits/ramps have been set up at the offices of Mangalore, Belgaum, Hassan, Chitradurga and Puttur to inspect the vehicles in a scientific manner for issue and renewal of fitness certificates. Action is under progress to set up this system in all the remaining offices of the state.

25.2 Action against drunken driving

Nowadays, drunken drivers are more in numbers and are involved in more number of accidents during night hours.. Strict action is being taken against those drunken drivers by carrying out effective enforcement activities. It is also proposed to provide measuring equipments for the checking staff. Accident spots / zones are identified and action is being taken for road safety measures in those areas like laying road humps, display of sign boards, etc. Further, Tele-serials developed by the department are telecast through radio and TV Channels, publishing or write ups news papers and magazines, display of hoarding's, banners at major public places of city/towns and distribution of information pamphlets, brochures etc., are being carried out.

25.3 Training for Staff on Road Safety

Effective training has been imparted to the officers and staff working for road safety initiatives. Road Safety Centres have been opened at all the offices of the state, where classes are being conducted for public going to offices. They are also educated about prevention of road accidents, its effects and safety measures in a scientific way.

25.4 Identification of Accident Spots / Zones, and corrective measures

Accident spots and zones have been identified all over the State on highways. Action is being taken to control flow of traffic at these places and corrective and other safety measures like necessary speed breakers, glowing sign boards and cautionary boards, repair of bad roads, road widening, straightening of zig-zag roads, speed limits for vehicles, display of safety signs and other precautionary measures are being under taken.

25.5 Motor vehicles Driving Training Schools

To become an efficient driver, he has to be given necessary training, instructions and technical information of Automobiles. In this regard, the driving training schools are playing a vital role. These driving training schools have been established in all parts of the State. Periodical inspections are being carried out by the concerned Licensing Authorities to ensure that these Driving Training Schools are functioning in accordance with the provisions of law and maintaining prescribed standards. As on 31-03-2010, there are 752 driving training schools in the state of which 128 schools are found to be defective and licences of 17 schools have been suspended and the remaining 735 schools are functioning satisfactorily.

25.6 Control of carrying overload in Goods vehicles and Public Service Vehicles.

The carrying of overload in goods vehicles thus violating the permit conditions is the main reason for the vehicular air pollution and road accidents. In order to check this menace, the Transport Department has taken stringent and planned action by suitably instructing all the executive staff of check posts situated at the borders of the State.

During the present financial year, as many as 9,01,221 goods vehicles have been checked, 21,191 cases have been booked and Rs.18.72 crore has been collected as fine for overload offences. As per Supreme Court directions fine is being enforced under Sec 200 and excess over load is being un-loaded from the vehicle.

26. INFRASTRUCTURE DEVELOPMENT OF THE TRANSPORT DEPARTMENT

26.1 CONSTRUCTION OF OWN BUILDINGS FOR OFFICES.

The Department is having 78 Offices consisting of Transport Commissioner, Joint Commissioners for Transport, Deputy Commissioners for Transport, Regional Transport Officers/Asst. Regional Transport Officers and 15 check posts. Of these 78 offices, 32 offices are functioning in own buildings, 3 offices in Government buildings and 28 offices in rented Buildings (3 Offices in BBMP owned building, 2 offices in BDA owned buildings and 23 in Private Buildings). Of the 15 check posts one check post i.e. Attibele check post is working in the composite check post building and the remaining 14 check posts are functioning in temporary structures.

Government of Karnataka has granted Rs 10.00 crores in the year 2009-10 for purchase of land, construction of buildings and formation of Driving tracks. The details are as follows.

26.2 : PURCHASE OF SITES:

Sl. No.	Description of Site	Allotted by	Area	Purpose
1	Railway Men's HBCS, Sy. No. 75, 76 and 78 Bengaluru	BDA	6975.15 Sq.mts	For RTO office building and Driving Track
2	Anjanapura Sy No. 64/1 to 4, 65 (p) and 66/2 to 9 Anjanapura Village, Uttarahalli Hobli, Bengaluru	BDA	1238.78 Sq.mts	For RTO office building
3	BTM 4 th Stage 2 nd block, Bengaluru	BDA	3973.75 Sq.Mtrs	For RTO office building
4	Site No. 31/A, HSR sector -1, Bangalore	BDA	4425 Sq. Mtr	For RTO office building and Driving Track
5	Site. No. 15, NGEF East, Bangalore	BDA	2256 Sq Mtr.	For RTO office building
6	Rajeev Nagar, 3 rd Stage, Mysore	MUDA	8Acres and 10 Guntas	Driving Track at Mysore.
7	Rayapura Industrial Area, Dharwad (Flat no. 94 to 99)	K.I.A.D.B	10 Acres 25 Guntas	Driving Track

Sl. No.	Description of Site	Allotted by	Area	Purpose
8	Gadag-Kalasapura Survey No. 179,180a, 180b	K.H.B.	10 Acres	Building and Driving Tract at Gadag
9	Sy No. 63, Gowdahalli grama, Dasanapura Hobli, Bangalore North Tq.	Govt.	5 Acres	Vehicle testing centre Nelamangala
10	Sy.No.111, Singanayakana Halli, Yelahanka Hobli, Bangalore North Taluk.	Govt.	10 Acres	IDTR at Yelahanka

26.3 CONSTRUCTION OF OFFICE BUILDINGS

Construction of office buildings is under progress for the following offices.

Sl. No.	Name of the office	Area Measurement
1	RTO, Madikeri	4.10 Acres
2	RTO, Jnanabharathi	2 acres
3	RTO, Electronic city	3973.75 Sq.Mtrs
4	RTO, KR Puram	1 Acres 04 Gunta
5	RTO Chickballapura	2 Acres 20 Gunta
6	ARTO, Sagar	4 Acres

26.4 - THE COMPLETED OFFICE BUILDINGS ARE AS FOLLOWS

1. Haveri
2. Davanagere
3. Puttur
4. Bagalkote
5. Bailahongala
6. Nagamangala

Wherever the offices of RTO/ARTOs are housed in rented buildings, Deputy Commissioners of the concerned districts have been requested to allot at least 6 acres of land suitable for the construction of office building and formation of driving track.

26.5 FORMATION OF DRIVING TRACKS.

Importance of proper and scientific testing of the Driving skills as prescribed under the Act and Rules has become more pertinent and important in the present scenario where road accidents are on increase every day. Therefore, the Department has decided to have at least one scientifically designed driving track for each office to conduct quality driving tests. These driving tracks provide all requirements for testing the driving skills of the candidates. In this direction the department has formulated temporary driving tracks at 12 offices viz., RTO Kolar, Hassan, Puttur, Belgaum, Bellary, Bijapura, Dharwad, Chitradurga, KGF, Gulbarga, Hospet and Raichur. Deputy Commissioners of the respective districts have been requested to allot required land for driving tracks to the remaining offices at the earliest.

Administrative sanction has been obtained from the Government for construction of driving tracks of the following offices:

Sl. No	Name of the Office	
1	RTO, Bagalkot	- 4-00 Acres
2	RTO, Haveri	- 4-00 Acres
3	RTO, Bijapura	- 8-17 Acres
4	RTO, Belgaum	- 4-00 Acres
5	RTO, Hassan	- 3-00 Acres
6	RTO, Chitradurga	- 6.20 Acres
7	RTO, Gulbarga	- Additional works
8	ARTO, Bailahongala	- 6 Acres

Land measuring 1.4 acres belonging to BMTC has been developed as a driving track in Bangalore. In addition to the above Government of India has granted Rs. 1.2 Cr and Government of Karnataka has granted Rs. 50 lakhs to construct Automated Driving Testing Track at Mallathahalli in the jurisdiction of RTO, Jnanabarathi. The project is under progress and it will be completed with in three months.

26.6 Basic Facilities and Own buildings for Check posts

All the 15 check posts of the department are working in temporary sheds. Action is being taken to provide basic facilities to these check posts. Check posts at Aland, Humnabad, Nippani and Talapady are having lands for construction of own buildings.

In Humnabad a site measuring 3 acres is allotted by KIADB to Humnabad check post on the basis of lease-cum-sale agreement. The Government has accorded permission to make final agreement with KIADB.

Opening of computerized composite check post which consists check post of Transport, Commercial Tax, Excise and Forest Departments with all kinds of facilities is under the process of completion. In addition to ensure an interrupted power supply to the check post, all the check post have been provided with UPS having 5 KVA capacity.

27. PLAN SCHEME

(a) SCP/TSP Plan

The Government has approved the scheme of imparting training in vehicle driving to the persons belonging to SC/ST under special Component Plan and Tribal sub-plan under the head of Account 2041-00-101-0-01-051 General Expenditures (Plan) for the year 2009-10.

This scheme was started for the first time by the Department during the year 2007-08. 1024 candidates (738 persons belonging to SC and 286 ST) are provided training during the year 2009-10 at a cost of Rs.19.73 Lakhs. During the previous year 832 candidates have been provided with training in the driving of Light Motor Vehicles, Heavy Motor Vehicles and Auto rickshaws.

(b) Modernization and Computerization Programmes.

The Transport Department has entered into an agreement with M/s. Rosmerta Company, New Delhi as PPP partners to Transport Department, Government of Karnataka for Issue of Smart Card Driving Licence (SARATHI) and Smart Card Registration Certificate (VAHAN). The software is developed by NIC and the project has been implemented in all 55 RTO/ARTO offices across Karnataka successfully and about 6 Lakhs DL and 5 Lakhs RC smart cards have been issued by RTO till date.

The Government has accorded permissions to purchase 23 Mahindra Bolero Jeeps and 2 Innova Vehicles for the Department for various enforcement activities and other executive works of the Department.

28. Details of Information in respect of Right to Information ACT

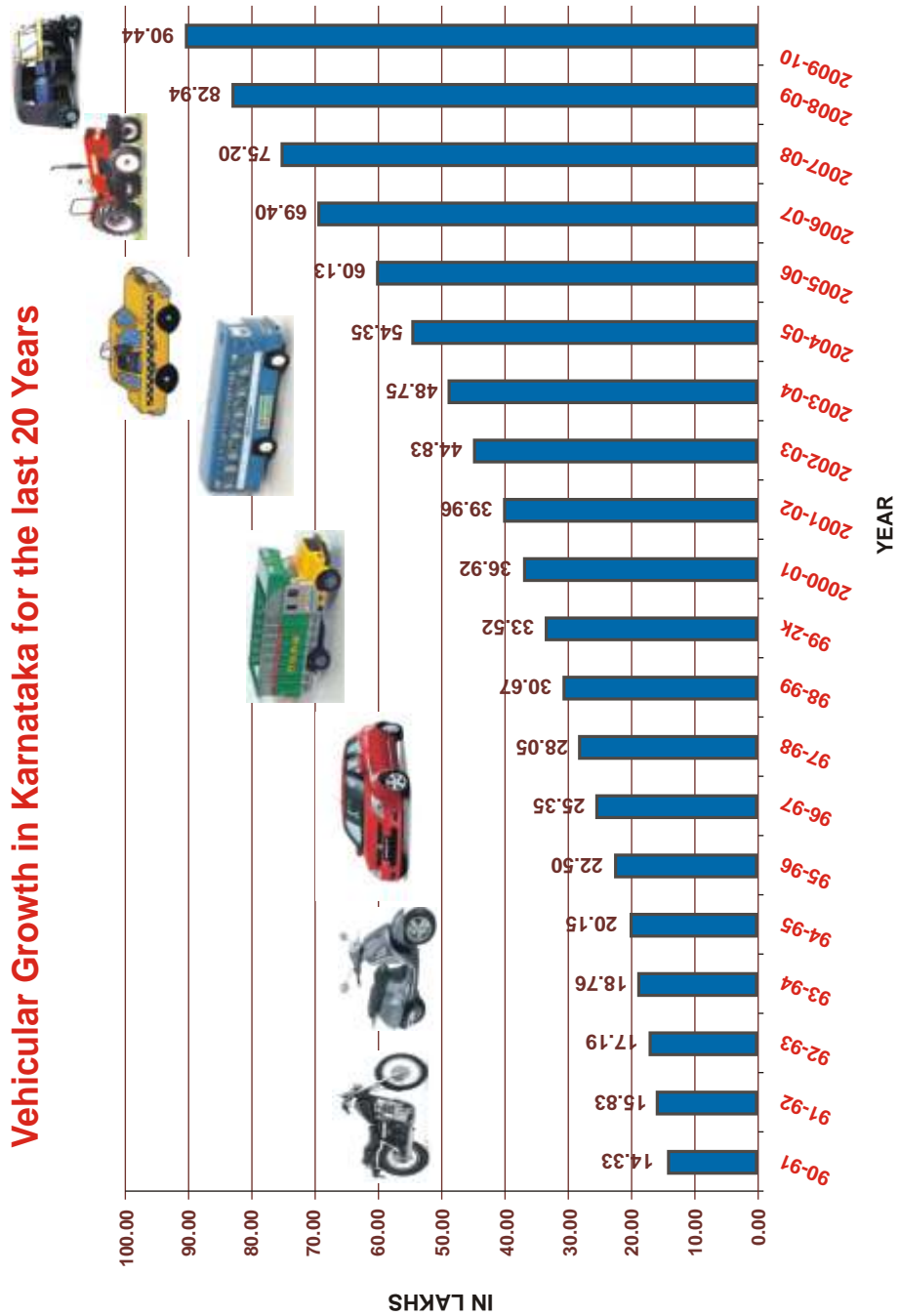
As per Government Order No.SAARIE.197.EASUE.05 Dated 18-07-2005 Right to Information Act, 2005 (2005 Central Act 22) has come into force, under section 5 (1), 5(2), 19(1) of the said Act, the Transport Department has appointed Public Information Officers / Assistant Public Information Officers / Authority to appeal. Accordingly, the information officers are receiving and disposing the applications from the public.

During the year 2009-10, 2820 applications are received from the public and 2775 applications are disposed off with a balance of 45 at the end of the year.

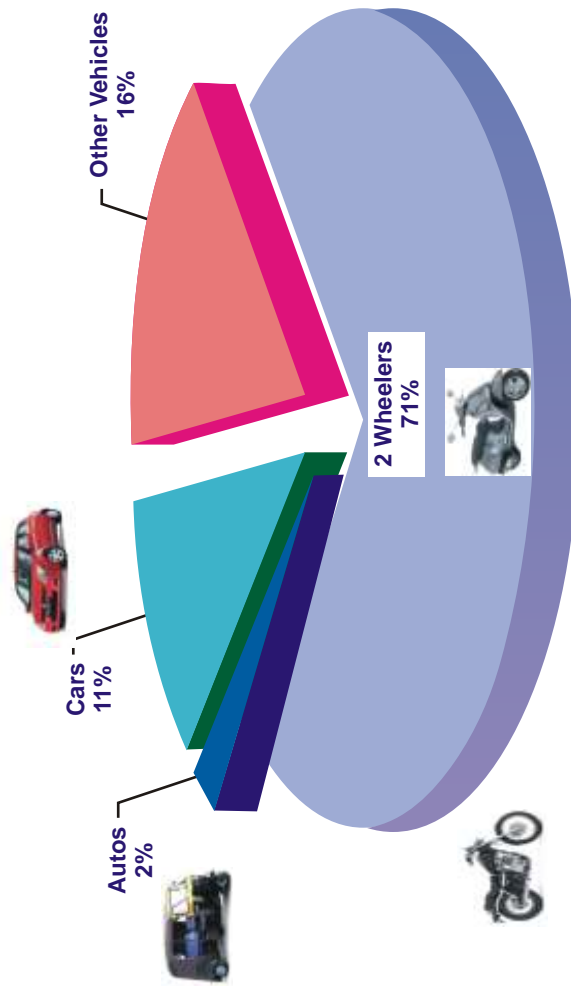
29. Proposed Budget for the fiscal year 2010-11 (Rupees in lakhs)

	2010-11		
	Grants approved		Total
	Salary	Non-salary	
Non-Plan	4413.08	1558.68	5979.76
Plan	20.90	79.10	100.00
Total	4433.98	1637.78	6079.76

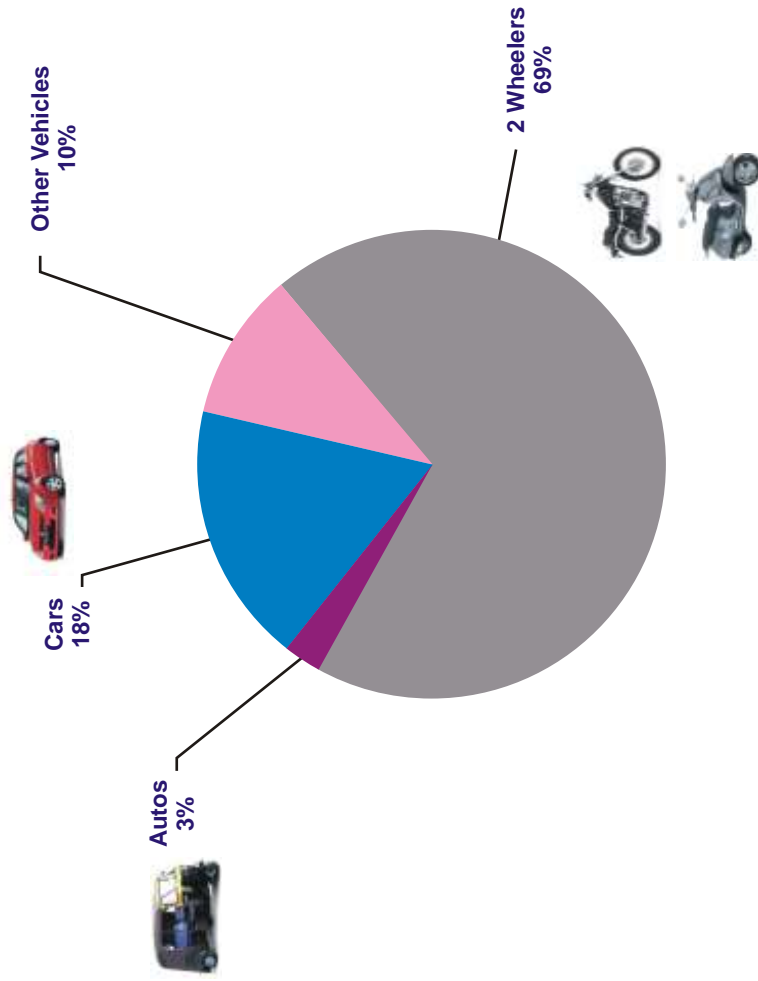
Vehicular Growth in Karnataka for the last 20 Years



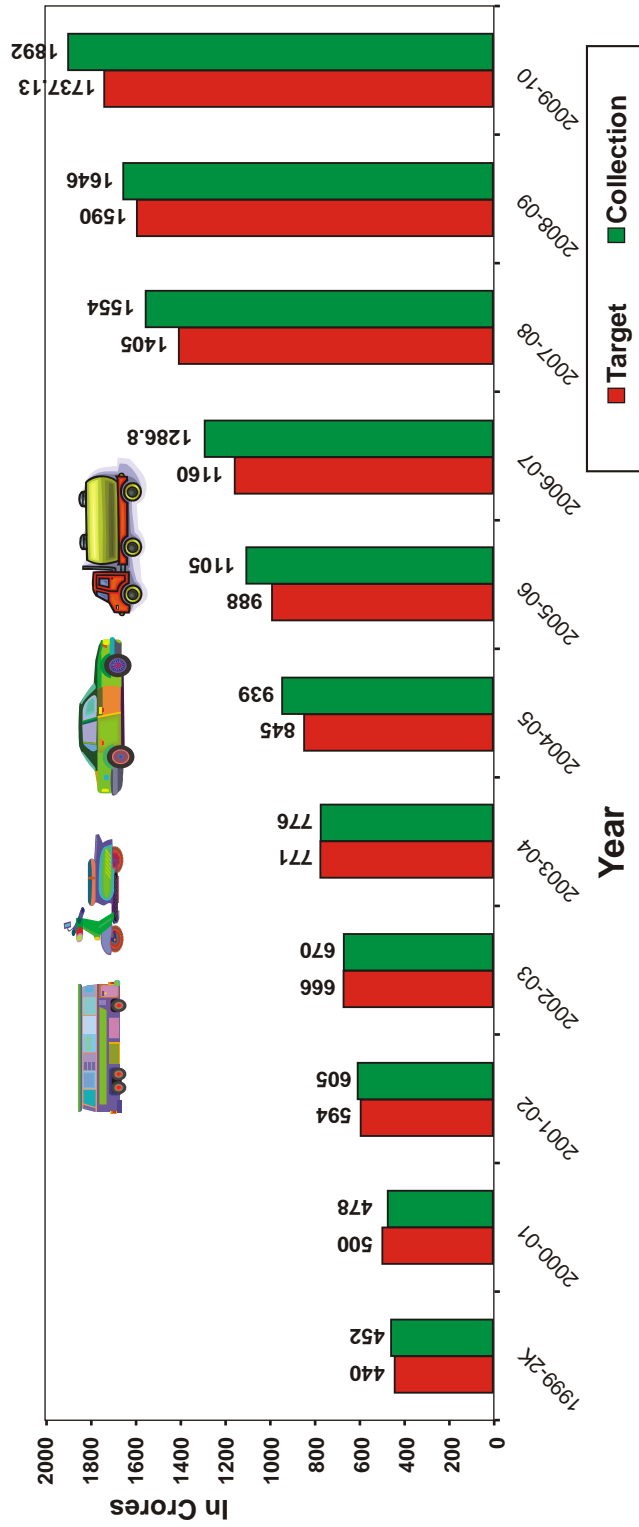
Composition of Vehicles in Karnataka State as on 31.3.2010 - 90.44 lakhs



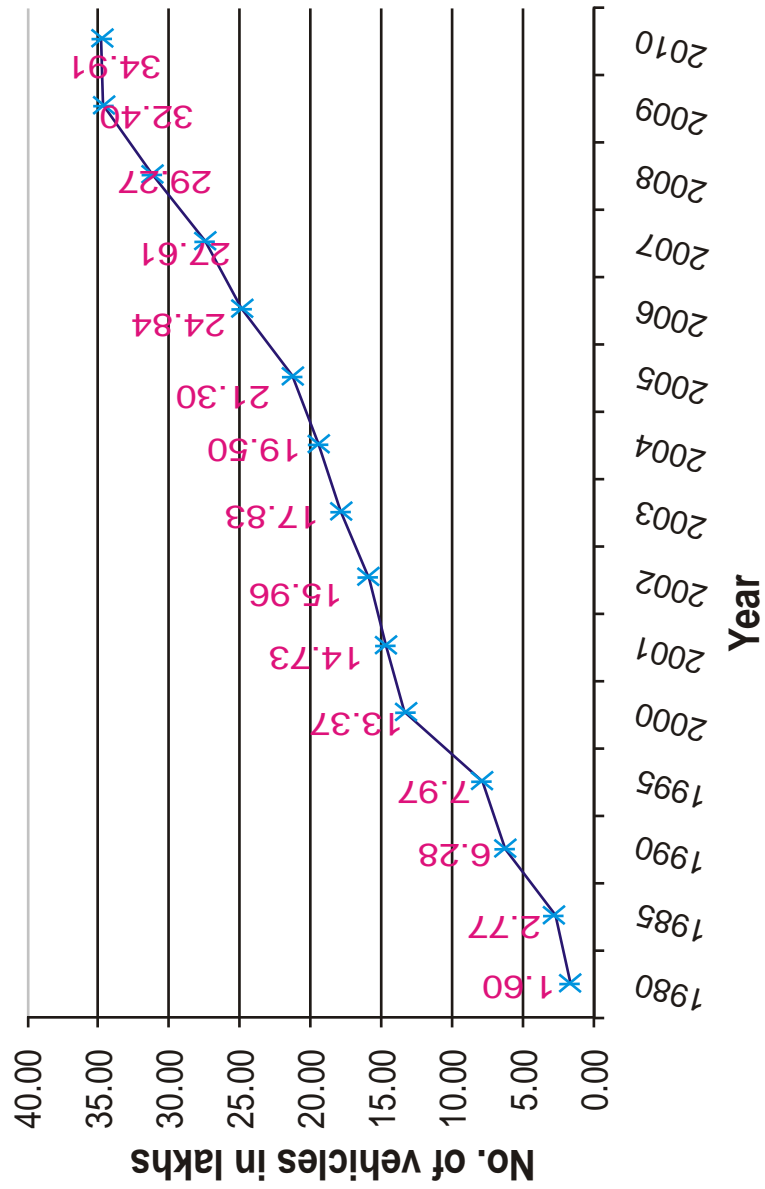
Composition of Vehicles in Bangalore as on 31.3.2010- Total 34.91 lakhs



Transport Department Revenue Target Vs. Collections for the last 10 years (excluding STUs)



Vehicular growth in Bangalore





ÊÝ ُ áá ÊÛÈ® ã - ُ áí ñ | PÝ ُ áì PËÈWÛÜÈ ُ Ý^O®æ



ُ PÛ... GPæ ãÝÀÈ



ÓÝþ...ì PÝv...ì E ``Ý^o®æ



±ÄÓÄÜÓæ × ÖÛÄÛ Bpæà 1 vÄWÜæ



WÜj QàPñÜÊÝÖÖ®ÜÄÜ·ÝÄ - àwPaE ``Ý^o®æ



ñÜÄñÜAíaæÓàÊæE ``Ý^o®æ

··YÈÛ WÀÀ± YÁ·· ÆÎ PÛÓYÁWÆA—PÝÄWÛÛPÛÄÄ¿ á PËRVÛ





ಆಯುಕ್ತರು, ಸಾರಿಗೆ ಹಾಗೂ ರಸ್ತೆ ಸುರಕ್ಷತೆ
5ನೇ ಮಹಡಿ, ಬಹು ಮಹಡಿಗಳ ಕಟ್ಟಡ
ಡಾ.ಬಿ.ಆರ್. ಅಂಬೇಡ್ಕರ್ ವೀದಿ, ಬೆಂಗಳೂರು - 560 001
ಇ-ಮೇಲ್ : transcom@kar.nic.in
ವೆಬ್‌ಸೈಟ್ : www.rto.kar.nic.in

ಸಾರಿಗೆ ಇಲಾಖೆ
TRANSPORT DEPARTMENT



Commissioner for Transport & Road Safety
5th Floor, M.S. Building
Dr. B.R. Ambedkar Veedhi, Bangalore - 560 001
e-mail : transcom@kar.nic.in
website : www.rto.kar.nic.in

